

Oxfordshire Rural Services Survey Report July 2020





CONTENTS

1. About Community First Oxfordshire	4
2. Introduction	5
3. Methodology	6
4. Results	7
5. Executive summary	8
6. Conclusion and next steps	13
7. Data analysis	15
7.1 Services and local businesses	17
7.2 Health and care	29
7.3 Community services and education	37
7.4 Transport, housing and recycling	51
7.5 Community strengths and challenges	56
8. Appendices	74

1 ABOUT COMMUNITY FIRST OXFORDSHIRE

Community First Oxfordshire (CFO) is a community development charity which helps communities to identify issues that affect them, find their own solutions and achieve improved provision of services.

CFO was the first rural community council to be set up in 1920 as a response to the aftermath of the First World War. CFO is a current member of a national network of 38 rural community councils.



2 INTRODUCTION

Oxfordshire is a rural county. It is the second least densely populated county in the South East¹. Despite this, we are not aware as we should be of the distinct differences that living in rural Oxfordshire entails.

To begin to address the gap in knowledge, CFO undertook the first Oxfordshire Rural Services Survey with rural parishes, towns and peripheral urban communities. The survey was designed to gather information on services and facilities in these communities along with qualitative questions on strengths and challenges. The survey was carried out in February 2020, before the crisis of Covid-19 hit the nation.

The survey results will provide an initial benchmark on service provision in rural parishes and communities. In addition to the report, CFO plans to follow up the survey by holding several focus groups with interested parish council representatives in summer and autumn 2020.

Although the survey is standalone, we plan to carry out a repeat of the Rural Services Survey in 3 years' time to compare findings and act accordingly to changes found.

This report will be published on the CFO website and shared with parishes, district councils and Oxfordshire County Council. The findings will be used to help inform the type of targeted support CFO and partners will focus on in the coming years.


¹ Oxfordshire Insight, Oxfordshire County Council (ONS 2015), https://insight.oxfordshire.gov.uk/cms/system/files/documents/JSNA_2019_Ch2_Population.pdf

3 METHODOLOGY

The survey was distributed in February 2020 to 274 rural parish and town councils, parish meetings and peripheral urban communities in Oxfordshire. By focusing on rural parishes and communities, it has been assumed that those living in central urban areas will have access to a reasonable range of services and facilities. As a result, the survey excluded larger settlements where appropriate.

The survey was sent to rural parishes, towns and peripheral urban communities, via their Parish Clerks or key representatives. The survey was an online survey, which was distributed by e-mail via Survey Monkey, for all communities where an e-mail address was held on file by CFO. E-mail notifications were sent by CFO and the survey was promoted by Oxfordshire Association of Local Councils. Hard copies were also offered as an alternative to the online process.

After a period of two weeks additional e-mails were sent to encourage responses. All responses received on or after the deadline have been included in the final results.



4 RESULTS

Of the 274 rural parishes and communities surveyed, 115 parishes and towns provided a survey response. This provided an overall response rate of 42%. Table 1 shows a breakdown of the responses by district.

Table 1: Rural Services Survey 2020 response rate by District Council

District/City	Parishes and communities surveyed	No of responses	Response rate
West Oxfordshire	68	30	44%
Cherwell	69	28	41%
City	4	2	50%
Vale	56	18	33%
South Oxfordshire	77	37	48%
Total	274	115	42%

Of the parishes that responded, 104 were parish councils and 8 were parish meetings and 3 were town councils.

5 EXECUTIVE SUMMARY

On 23 March 2020, the country went into lockdown as a response to the coronavirus pandemic. Lockdown affected all residents of Oxfordshire and so the focus for communities has significantly shifted since the Rural Services Survey was carried out.

Consequently, the information and data gathered here must now be viewed in light of the historic changes in community and work life – changes which are expected to remain in the medium-term and long-term as the nation gears up for recovery and regeneration from the impacts of the pandemic and the existing changes, which were already in process from years of austerity measures.

It is the lockdown measures, however, which has shone a new light on the undeniable importance of local action, community cohesiveness and provision of local, rural services. If communities, both in urban and particularly rural areas had not been as resilient as they were then the impacts of the virus could have been much, much worse.

At the same time, it is important to understand the local differences in rural and urban classification when assessing the key findings here. The main difference can be seen in the demographics; older people are more likely to live in rural communities than younger people - 42% of the county's population aged 65+ live in rural Oxfordshire², which brings its own distinct opportunities and challenges to community resilience.

² Oxfordshire Insight, Oxfordshire County Council (ONS 2015), https://insight.oxfordshire.gov.uk/cms/system/files/documents/Older%20People%20JSNA%202018%20Oct18%20v2_0.pdf

RURAL SERVICES SURVEY: KEY FINDINGS

For ease, the findings of the survey are placed under subheadings: services and local businesses; health and care; community services and education; transport, housing and recycling, and community strengths and challenges. The key findings are based on the responses to each of the 60 questions in the survey. Not all respondents answered every question and several questions offered multiple choice responses for each respondent.

Services and local businesses

Post Offices and banking facilities

- Over half of the communities did not have a Post Office or banking facilities in their community. However, of the 50 communities that did have access to a full-time, part-time or mobile outreach service, the majority had not seen a reduction in their service over the last three years.

Shops, markets, and drink & food outlets

- Just over half of the communities had one or more shops. Most of these were privately owned shops with 7 shops run by the community (note: there are 20 community run shops in the county)
- As with Post Offices, most communities had not seen a reduction in shop services, though 10 communities had seen a decrease.
- The majority of communities did not have a market, garage or fuel station.
- Pubs are the most common drink and food outlets based in 90 of the communities. Of these, 17 communities had seen 9 pubs closed and 6 restaurants close compared with 11 communities that had seen an increase in services, 3 of which were pubs reopening.

Local businesses and economy

- 84 out of 112 communities said that rural businesses in their communities provided local employment.
- Only a small number of communities were aware of specific support groups for home-workers and farming clubs. 26 communities offered social media groups and networks to support and promote local businesses.
- A lack of suitable premises and not enough people were cited as key barriers to local economic development.

Health and care

Post Offices and banking facilities

- 96 out of 115 communities did not have a doctor's surgery in their community. Of these communities, 49 were 1-3 miles and 36 were 3-5 miles from their nearest surgery.
- 54 communities had no public transport options to reach their nearest surgery and 35 communities had volunteer car schemes supporting access to the doctors and hospitals.
- A very small number of communities were aware of social prescribing initiatives.
- 103 of the 115 communities did not have a dentist, with similar distances to reach their nearest dentist as the doctor's surgery.
- 64 communities had some form of pharmacy/prescription service.
- A good proportion of communities (79) had defibrillators.

Care facilities and activities

- 56 communities had some level of residential/ care facilities in their community.
- There has been very little change in levels of care facilities with these communities over the last three years.

Transport, affordable housing and recycling

Transport

- Less than a third of the communities had access to a regular bus service.
- 53 communities had access to one or more forms of community transport and lift share schemes.

Housing

- 21 communities had completed a housing needs survey, which showed a need for affordable housing. 4 communities were actively considering sites.

Recycling

- The majority of recycling is done through household collections with only a small number of communities holding central recycling locations.

Community services and education

Local information services and libraries

- All communities provided local information services via public notice boards, contact through the parish clerk/ representative, the community websites and local newsletters.
- The majority of communities (82) did not have a library. 15 communities had a permanent library and 7 were visited by a mobile library.

Places of worship and meeting places


- Nearly all communities represented in the survey had one or more places of worship and 50 communities had a church or chapel leader resident in their communities.
- 107 of the 115 communities had one or more meeting places available for community use. The most common was the village hall (93), although the school hall (29), social club (23), and church hall (23) were also cited as available to use.

Education and community activities

- The majority of communities had good early years facilities and activities for young children.
- Conversely, the majority of communities had no adult or family classes available, with a small number citing sports related classes on offer.
- Similar to early years provision, most communities (91) had a good range of activities for older people.

Health, fitness, and outdoor facilities

- 108 communities had one or more outdoor facilities for the community to use and 99 of these communities had one or more fitness and health activities available for all the community.
- There has been little to no increase or reduction to the numbers of facilities over the last three years.



Community strengths and challenges

Strengths and influence

- The best aspects of living in a rural community cited by respondents were the community spirit and the rural nature/ countryside/ peace.
- Just over half of community representatives felt that they had little to no influence on decisions affecting their communities. This sentiment increases to nearly three quarters (81 out of 110) of community representatives feeling they have little to no influence on decisions made by local governments for which affect their communities.

Challenges

- The main community issues cited as serious concerns were roads, transport, and the environment.
- Better public transport was a key area which would improve peoples' lives, which was cited by 43 of the 97 respondents.
- 110 communities had patchy communication and technology services.

Climate Emergency

- Out of the 110 responses, 7 communities had declared a climate emergency and 14 communities were interested in finding out more information.

Community planning and Neighbourhood Plans

- Of the 110 responses, 49 communities were undergoing a Neighbourhood Plan or had completed one. 48 communities had over the last 10 years carried out a Community Led Plan.

Community engagement and participation

- 42 out of 110 community representatives wanted to take part in a CFO facilitated focus group. The key themes highlighted to discuss were: access to services/ transport; community development; climate change; and loneliness and isolation.
- 70 out of 111 respondents wanted to know more about training and advice from CFO and other relevant providers.

6 CONCLUSIONS AND NEXT STEPS

Over the last decade, rural communities have seen major economic and social changes which have resulted in closures of local services, such as libraries, rural schools, shops, banks and pubs. There has been a significant reduction in public transport, particularly rural bus services. Despite or because of this there is a sense of durability to Oxfordshire's rural communities. These are communities that are experienced in providing their own services and infrastructure when there is no other option.

The rationale behind the Rural Services Survey was to understand what current services exist in rural communities and what the challenges are. The overall feedback suggests that for many rural communities local services, although low in number, remain relatively good. However, many residents in these communities are reliant on travelling to key services such as health services.

The main barriers to community resilience were road infrastructure, transport and the environment, which has consistently remained a challenge for many years. To effectively address these barriers, we need a multi-agency approach and significant investment.

Community activities and services, however, appear to be in good health. This is where we can surmise the importance of people getting involved and supporting their communities, which provides the richness in activities from older people's groups and Good Neighbour Schemes to after school clubs and early years activities. The role of places of worship, which are available in nearly all communities, clearly plays an integral part in rural life and community.

WHAT ARE THE NEXT STEPS?

- 1.** To follow up on community strengths and challenges, CFO will hold focus groups during summer and autumn 2020 with the 42 representatives interested in taking part. Following this, we will share recommendations on where support is needed. For example, support for communities on spatial planning and development.
- 2.** We will work with local authorities and promote Neighbourhood Plans and Community-Led Plans to improve the influence communities have on the decisions made by local government that affect their communities.
- 3.** We will raise the issues highlighted in the findings of a. poor quality roads and public transport, b. the issues of intermittent digital and communication connectivity and c. the need for improved rural business support.
- 4.** We will raise the profile of the role of volunteers in communities. It is these volunteers who are the bedrock of community resilience and a healthy pipeline of new volunteers is a vital part of a thriving rural community.
- 5.** We will send out clear information on CFO and partner services, such as The Plunkett Foundation, Oxfordshire Community and Voluntary Action and Oxfordshire Youth to all local councils directly and through the Oxfordshire Association of Local Councils (70 representatives asked for information on CFO and partners).
- 6.** CFO is committed to supporting rural communities and we will carry out a repeat of the Rural Services Survey in 2023, which will provide a comparison and where we can review actions and focus.

The Rural Services Survey, we hope, is the start of a conversation to distinguish the strengths and challenges facing rural communities. We can then begin to develop a collaborative response to support the sustainability and resilience of the people living and working in these communities post-Covid and the recession, into a bright and balanced future.

7 DATA ANALYSIS

- The total number of respondents was 115.
- Not all respondents answered all questions.
- Therefore, the report gives the number of respondents who actively engaged with each question (highlighted in green underneath each question heading). This figure may sometimes be higher than the number of respondents recorded in the chart for that question – this is because there are occasions where a respondent did not check one of the selected answers provided but did give a comment in the free text box provided for that question.



INFORMATION ON RESPONDENTS

1. About you/your:

112 RESPONDENTS

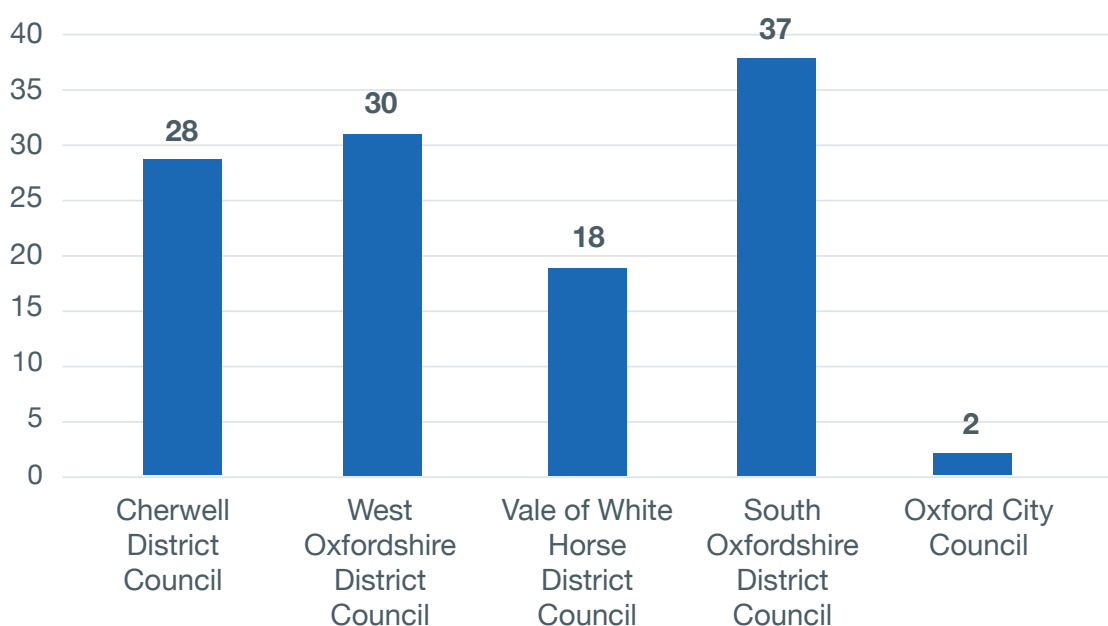
111 respondents provided a name, 112 respondents provided a parish or town, and 111 respondents provided an e-mail.

See Appendix 1 for the list of parishes and wards.

2. Within which District Council area is the parish/town located?

115 RESPONDENTS

For more detail see Section 4, Table 1: Rural Services Survey 2020 response rate by District Council.



7.1 SERVICES AND LOCAL BUSINESSES

Services and local businesses - summary

The findings under services and local businesses were:

Post Offices and banking access

- Of the 114 communities, 64 did not have a Post Office and 50 communities had access to a Post Office on a full or part time or mobile outreach basis.
- Out of the 48 responses, 45 of the Post Offices were run privately and 3 were run by the community.
- For the communities that did not have access to Post Office services, 45 were 1-3 miles distance from their nearest service, 26 were 3-5 miles and 4 were over 5 miles away from their nearest Post Office service.
- 72 of the 114 communities did not have banking facilities. 37 communities access banking services through the Post Office. 11 communities have free to use cashpoints.
- Access to Post Office and banking facilities in the last three years for most communities had remained at the same level, with 83 communities citing this for Post Offices and 73 for banking facilities. 8 and 13 communities had witnessed a decrease in services in Post Offices and banking facilities, respectively. Whereas, 5 and 3 communities had seen an increase in access to Post Offices and banking facilities, respectively.

Shops, markets ,and food and drink outlets

- Over half of the communities, 59 had one or more shops. 43 of the 59 had a general store and 7 of these were community run. There were a few communities that had mobile shops and traders.
- As with Post Offices, most communities (85) had not seen a reduction in shop services. 10 communities had seen a decrease in shops – most had seen their local shops close. Conversely, 4 communities had seen an increase in shop services.
- 110 out of 115 communities did not have a market. 8 communities had access to a farmers' market or general market – only 4 of these communities had weekly markets.
- Out of the 101 communities, it is pubs which remain the most common food & drink outlets, with the majority of communities (over 90) stating this. Responses indicated that for some communities there was a variety of food outlets from cafés, takeaway food and small restaurants available.
- 17 communities had seen a decrease in food & drink outlets (9 pubs had closed, and 6 restaurants had closed). In contrast, 11 communities had seen an increase in 7 new cafés opening, 3 pubs re-opening and 2 new mobile food vans.
- Most communities (78 out of 115) did not have a garage or fuel station.

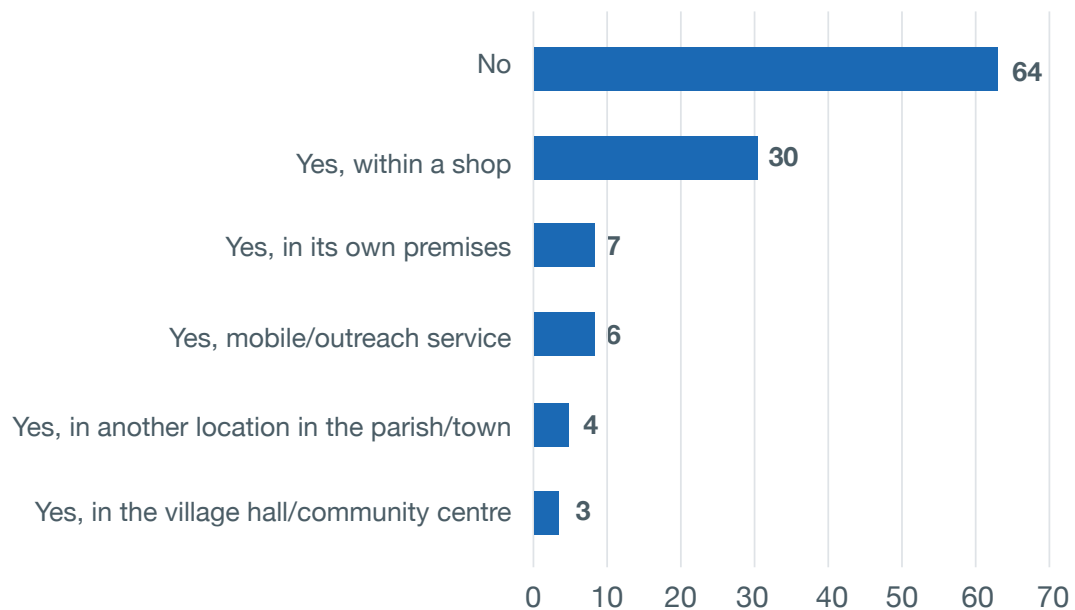
Services and local businesses - summary

Local businesses and economy

- 84 of the 112 communities said that rural businesses in their communities provided local employment.
- 63 of the 106 communities were not aware of any services which supported local businesses. However, 26 communities had social media groups and networks which supported and promoted local businesses and home-workers. A small number of communities (7) had a specific group supporting home-workers and/ or farming clubs.
- In terms of barriers to local economic development, 71 of the 105 communities felt there were barriers, namely a lack of suitable premises (41) and not enough people (26).

3. Is there a Post Office in the parish/town and, if so, where is it located?

114 RESPONDENTS

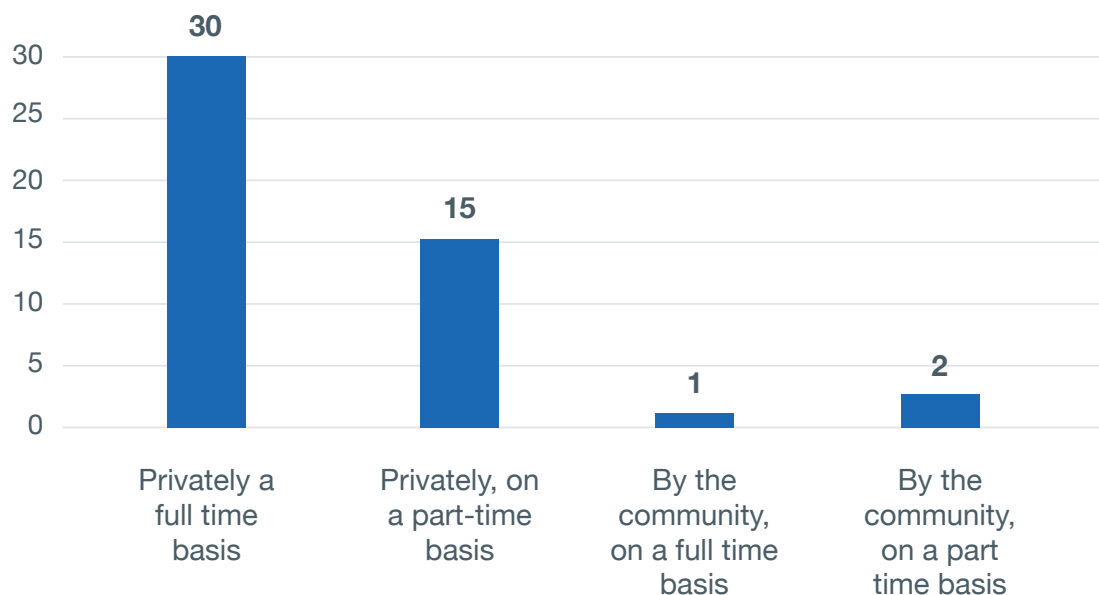


Other location – 4 respondents:

Sport/social club	1	Church rooms	1
Extra care home		Community shop	1

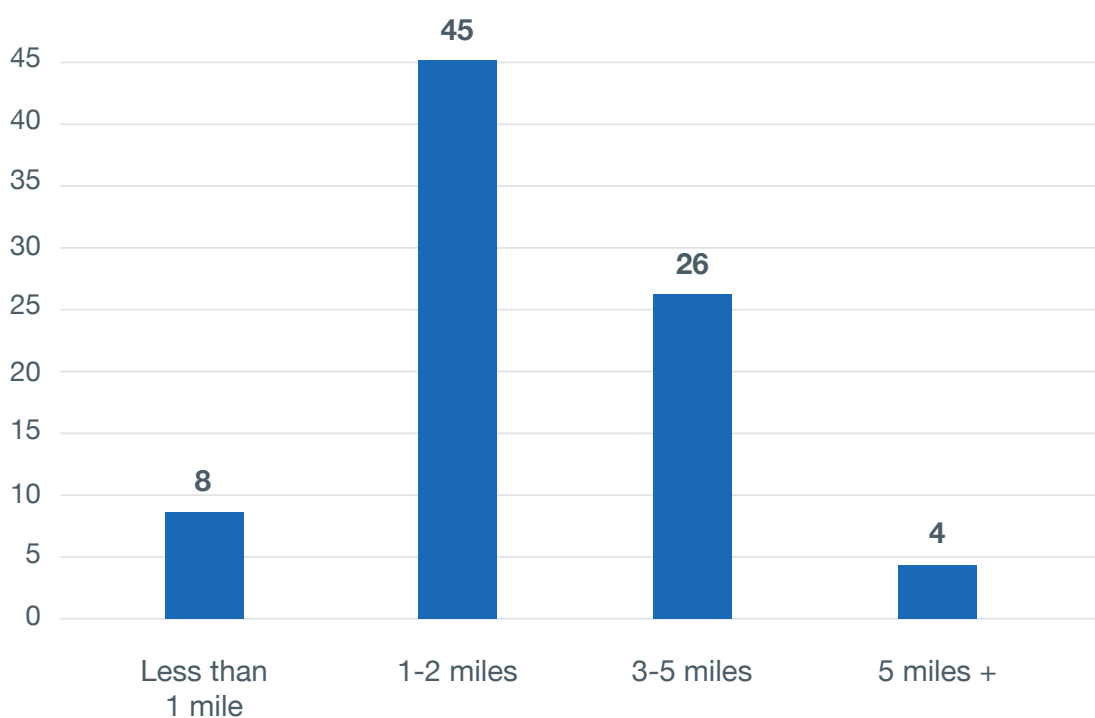
4. If there is a Post Office is it run privately or by the community, and when is it open?

48 RESPONDENTS



5. If there is no Post Office service in your community, approximately how far do people have to travel to access the nearest Post Office service?

83 RESPONDENTS



6. Are there banking facilities in the parish/town?

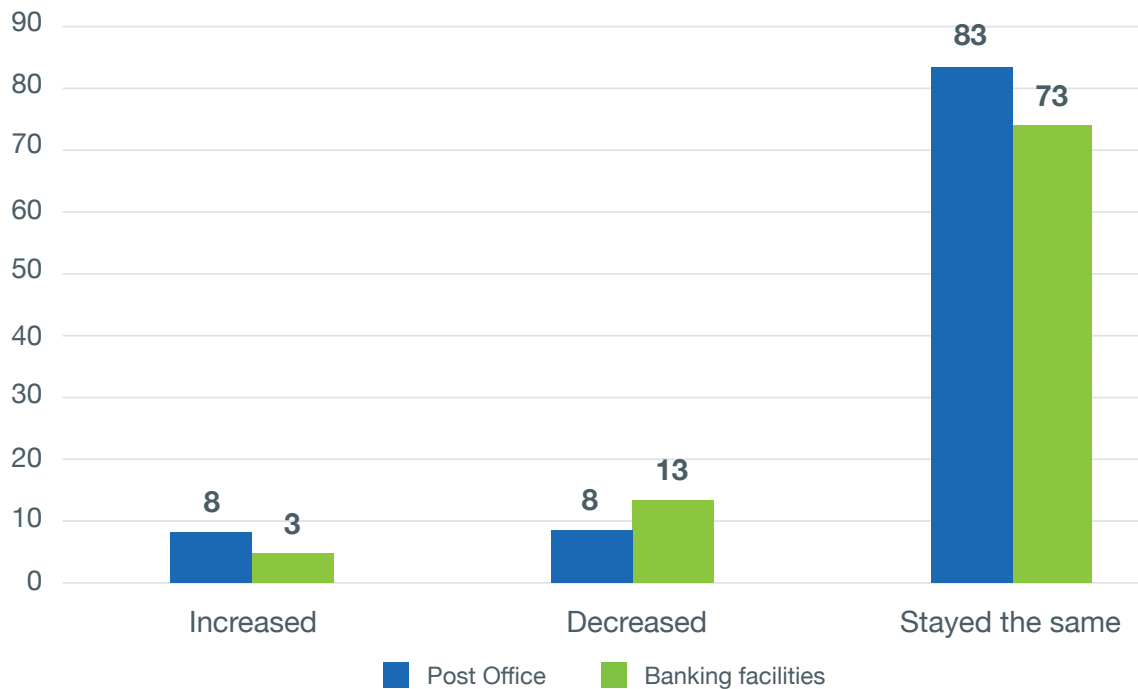
114 RESPONDENTS – 131 TOTAL CHOICES

Other – 2 respondents:

Post office open 2 hours per week	1	Within community shop	1
-----------------------------------	---	-----------------------	---

7. Has there been any change in Post Office or banking facilities over the last three years?

103 RESPONDENTS

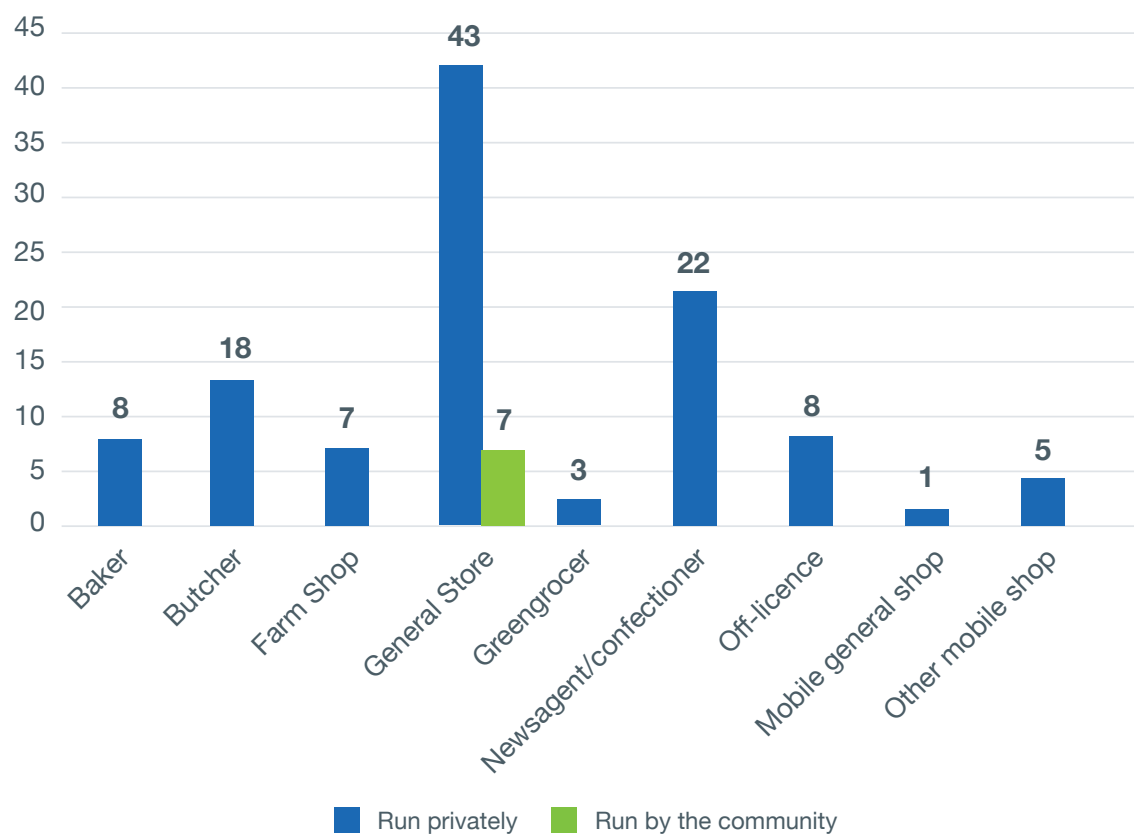


Description of change – 22 responses:

Bank closure	7	Temporary Post Office closure	2
Post Office taken over banking facilities	2	Banking facilities/options have increased	2
New mobile Post Office	2	No facilities for a long time	2
Post Office closure	1	Post Office looks set to close	1
Credit Union closure	1	Cash point closure	1
Bank service reduced	1	Post Office service reduced	1
Service reduced them increased again	1	Post Office moved to own premises	1

8. What shops operate in the parish/town and on what basis are they run?

59 RESPONDENTS – 118 TOTAL CHOICES

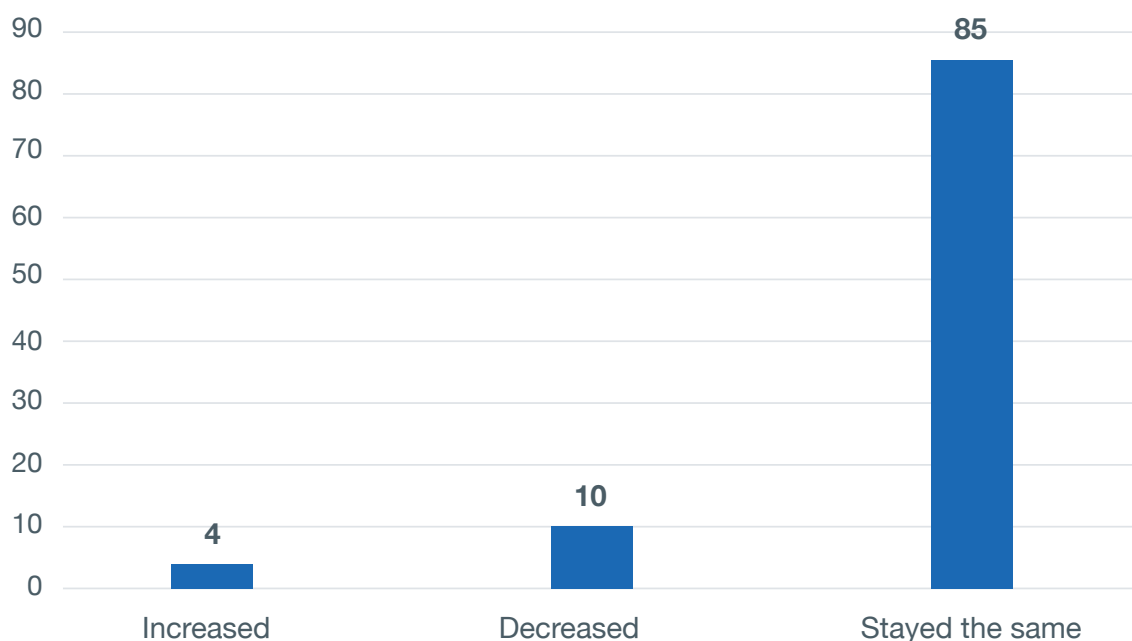


Other mobile shop – 9 responses:

Fish and chip van	4	Milkman	2
Fishmonger	2	Butcher	2
Veg box	1	Farm produce with honesty box	2
Occasional mobile traders	1		

9. Has there been any change in the number of permanent shops in the parish/town over the last three years?

102 RESPONDENTS

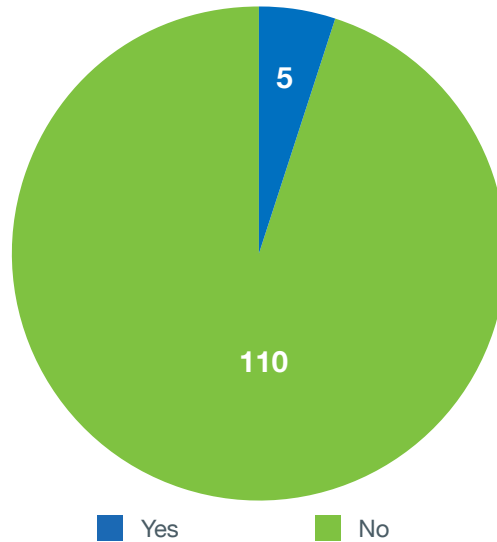


Description of change – 18 responses:

No shops for a long time	6	General/ village shop closure	3
Village shop due to close	1	General store taken over and improved	1
Farm shop closure	1	Locksmith closure	1
Specialist shop closures	1	Addition of bakery	1
Addition of farm shop	1	Addition of gift shop	1
Addition of hairdresser	1	Addition of DIY shop	1
Addition of vets	1	General shop/ butcher/ post office all in one premises	1

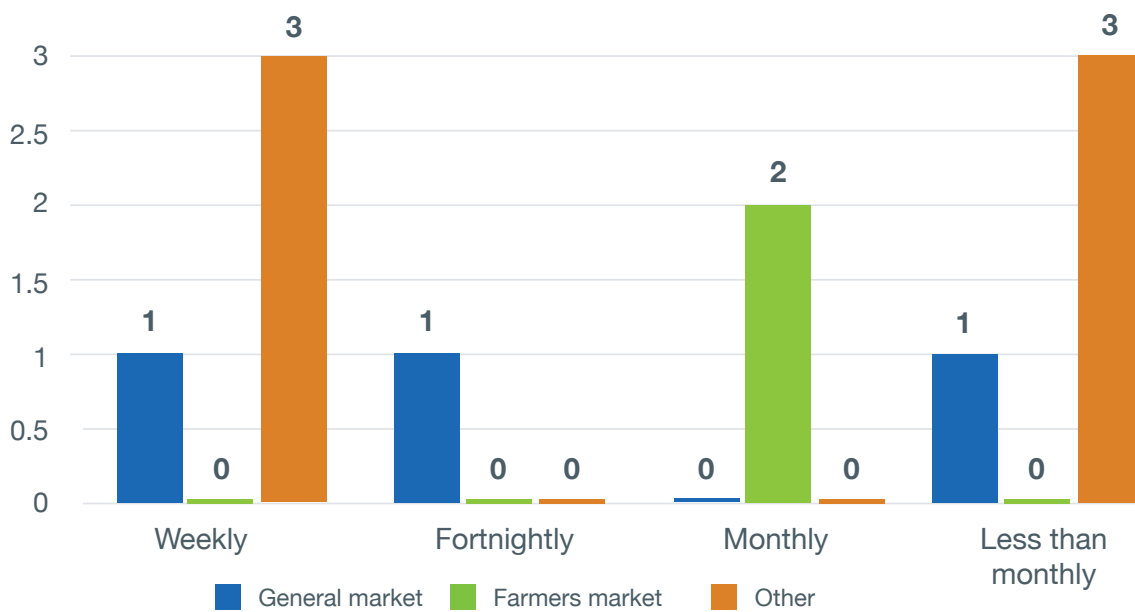
10. Does the parish/town have a market?

115 RESPONDENTS



11. If the parish/town has a market, what type is it and how often is it held?

8 RESPONDENTS – 11 TOTAL CHOICES

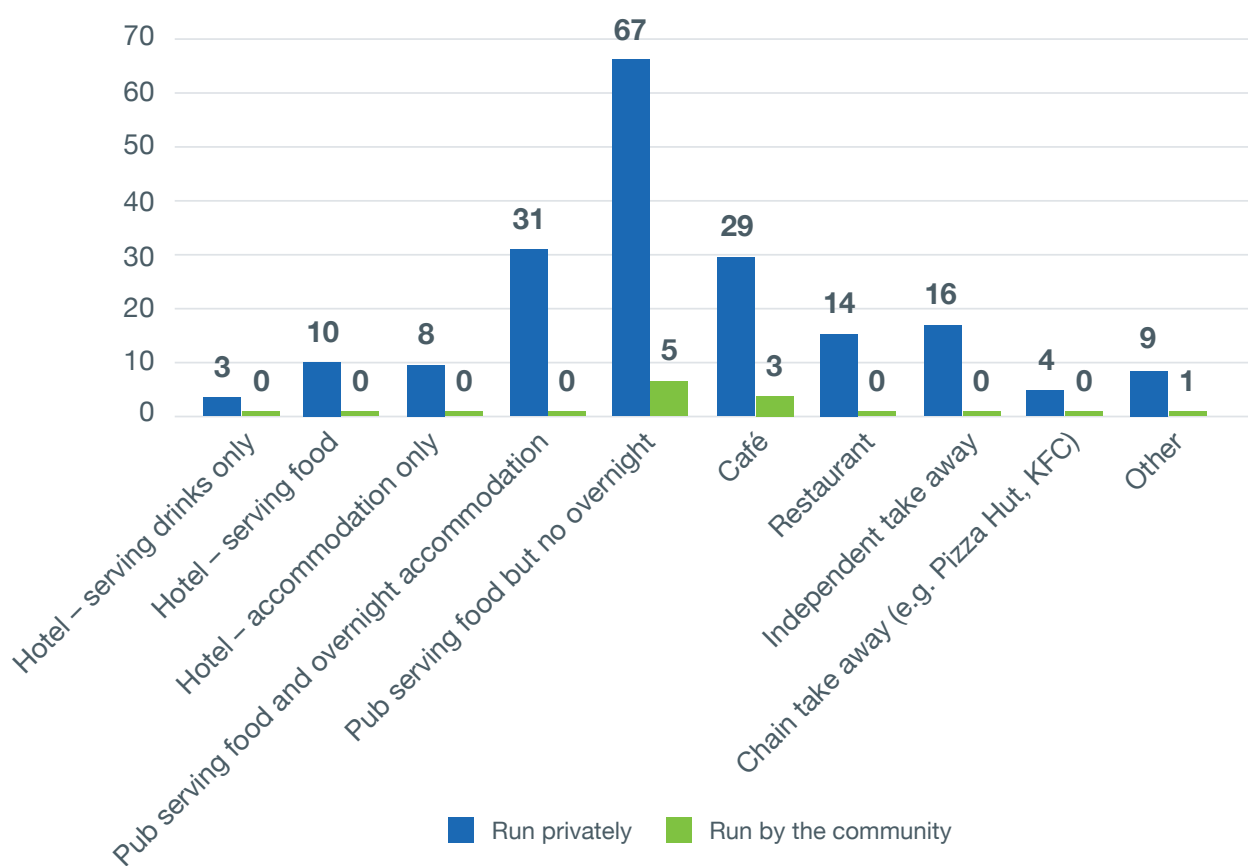


Type of other market – 6 responses:

Annual themed markets	2	Charter market	1
Cattle market	1	Occasional French market	1
Single stall during summer	1	Community artisan market	1

12. What pubs, cafés or restaurants operate in the parish/town and on what basis are they run?

101 RESPONDENTS – 200 TOTAL CHOICES

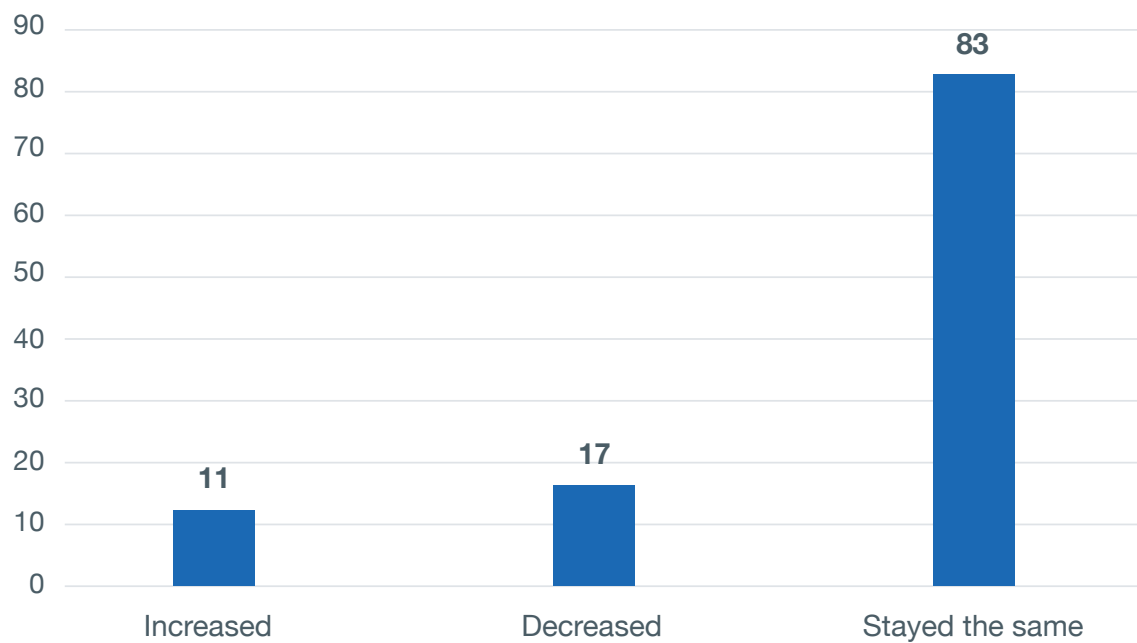


Other – 19 responses:

Pub, no food	7	Fish and chip van	3
Community coffee mornings	3	Social club	1
Mobile food vans	2	Pop-up pub	1
Takeaway food from pub	1	Café run from shop	1
Café run from church	1		1

13. Has there been any change in the number of food and drink outlets in the parish/town over the last three years?

111 RESPONDENT

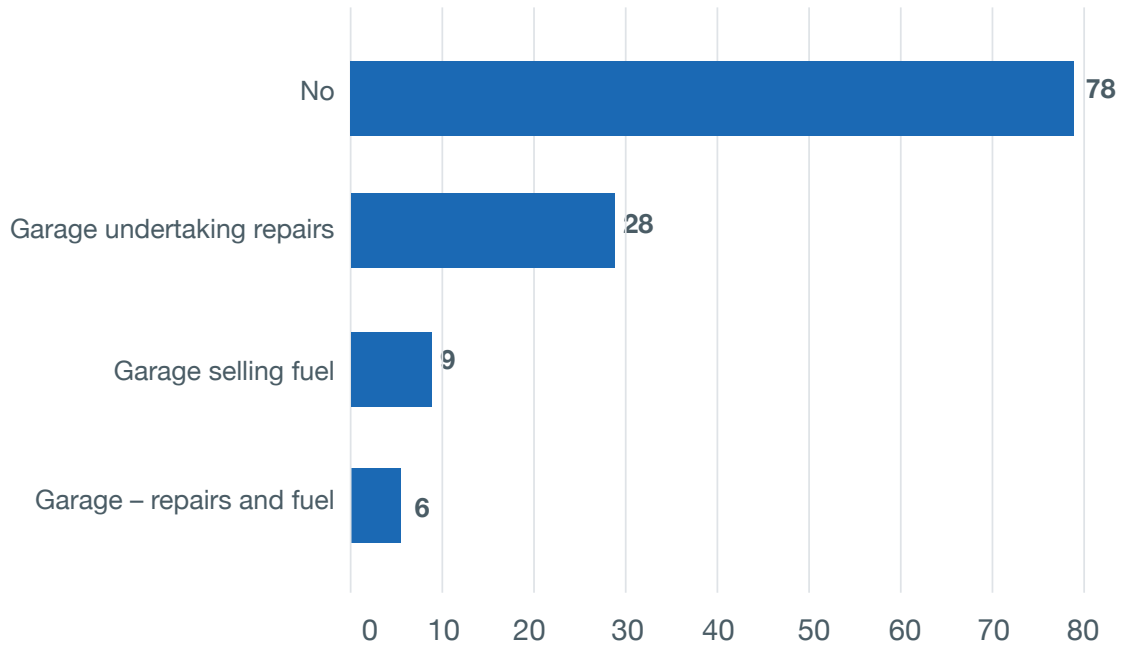


Description of change – 27 responses:

Pub closure	9	New café opened	7
Restaurant closure	6	Pub re-opened	3
Pub ceasing food	2	New mobile food van	2
Coffee morning established	1	General store runs café/chip shop occasionally	1

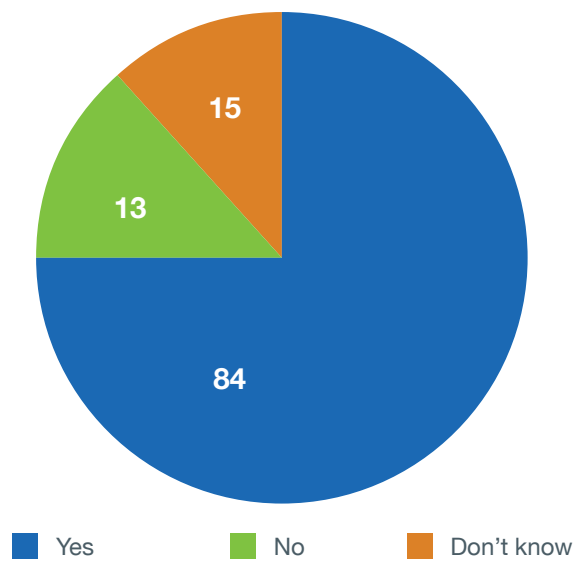
14. Does the parish/town have a garage/fuel station and if so, what service does it provide?

115 RESPONDENTS – 121 TOTAL CHOICES



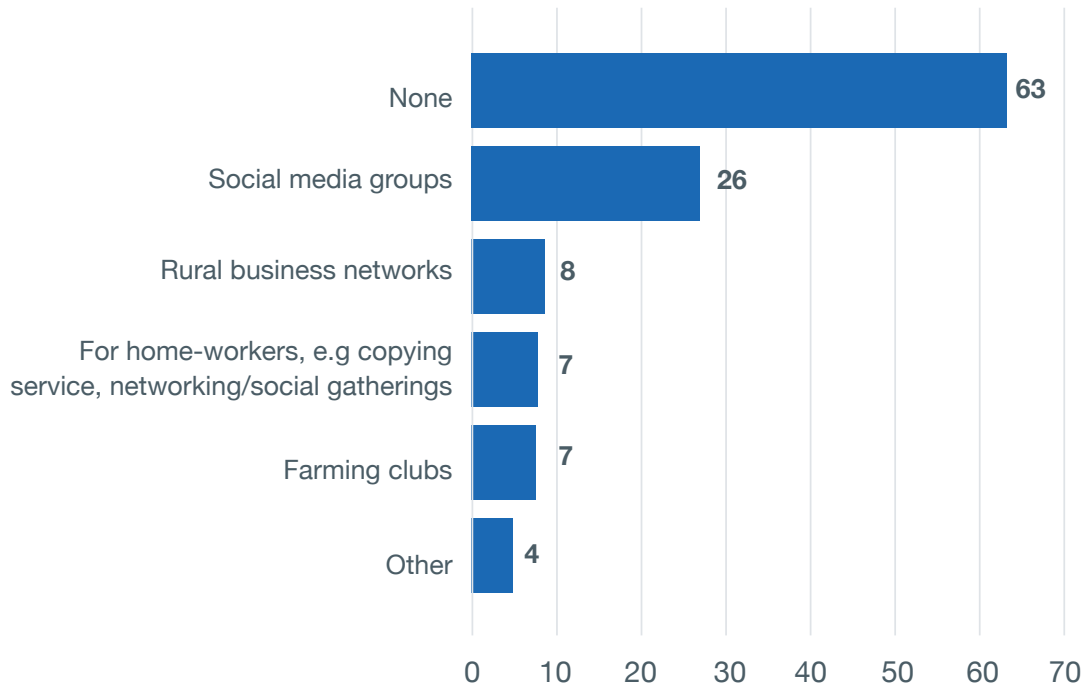
15. Are there rural businesses in the community providing local employment?

112 RESPONDENTS



16. What services exist to support local businesses?

106 RESPONDENTS – 115 TOTAL CHOICES


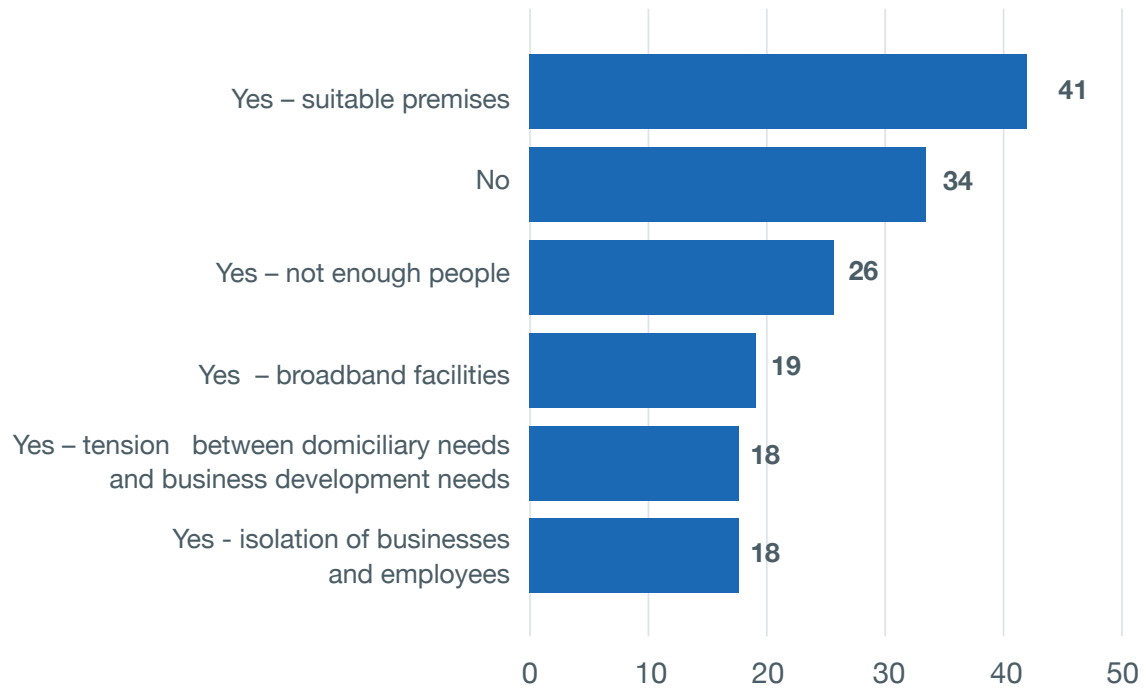


Other – 7 responses:

Facebook local business page	1	Local IT support	1
Raw workshop	1	Chamber of Commerce	1
TRG Marketing & Printing	1	Furniture business, micro-brewery and ground work service	1
Neighbouring parishes have local homeworker support groups	1		

17. Are there barriers to economic development in your community?

105 RESPONDENTS – 156 TOTAL CHOICES



7.2 HEALTH AND CARE

Health and care - summary

The findings under health and care were:

Doctor's surgeries, dentists, and pharmacies

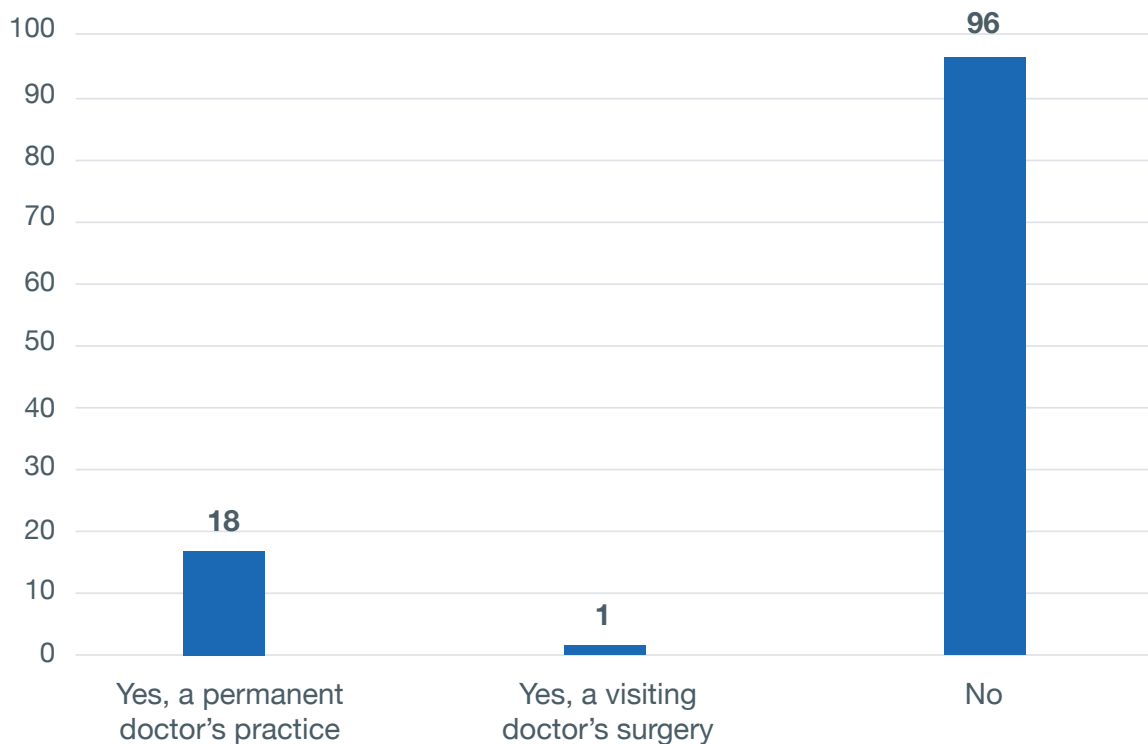
- A significant majority (96 of the 115) of communities did not have a doctor's surgery located in their community. Of the 96, 49 were 1-3 miles away from the nearest surgery and 36 were 3-5 miles whereas 9 communities were 5+ miles away from their local surgery.
- 54 communities had no public transport as an option to reach the nearest surgery whereas 44 communities had some public transport options.
- Only a small number of respondents (11 of the 112) knew whether their local doctor's surgery was involved in social prescribing initiatives. Most respondents (85) did not know.
- Most communities (103 out of 115) did not have a dentist surgery in the community.
- Much like doctor's surgeries, most communities must travel to their nearest dentist. 40 communities had 1-3 miles to travel, 37 communities had 3-5 miles and 24 communities had over 5 miles to travel.
- Public transport options were available to 44 of the communities needing to access dentist services.
- All 64 communities which answered the pharmacy question had some form of pharmacy/ prescription service in their community. 7 of the prescription services were run by volunteers.
- In terms of other health services, a large proportion of communities (79 out of 113) had defibrillators and 35 communities had volunteer car schemes supporting access to the doctor's surgeries and hospitals. A small number of broad health support services were available to a few communities.

Care facilities and activities

- Of the 56 communities which cited having some form/ forms of residential/ care facilities, 16 had a residential home based in their communities and 15 had a nursing home and/ or retirement housing. Over 10 communities had lunch clubs and Good Neighbour Schemes.
- There seemed to be little to no change in the number of residential homes or care facilities in the last three years. Only 3 communities had seen a decrease in services, while 4 communities had seen an increase.

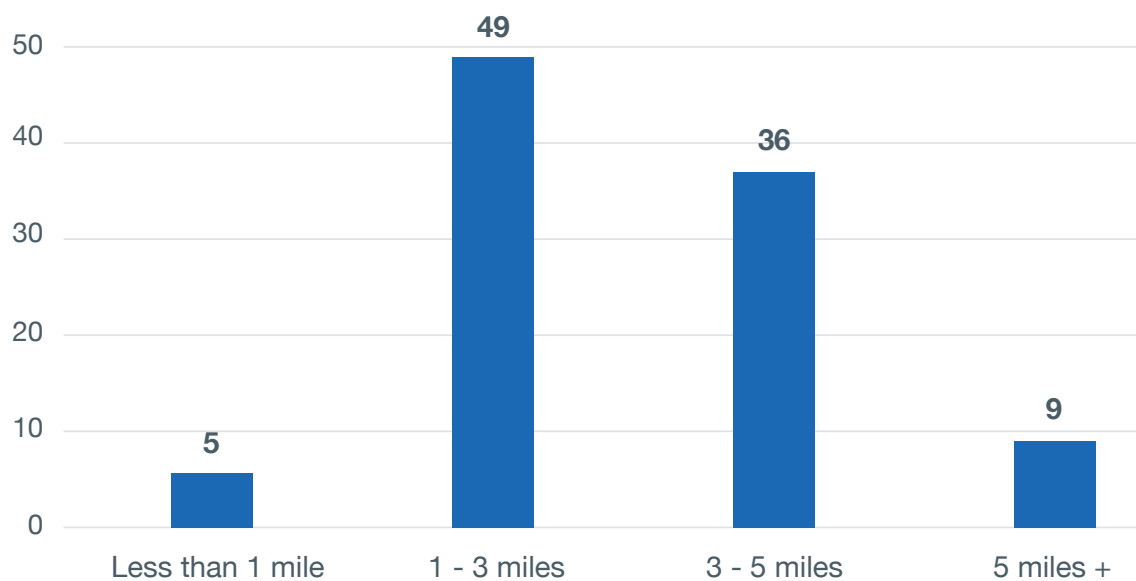
18. Is there a doctor's surgery in the parish/town?

115 RESPONDENTS



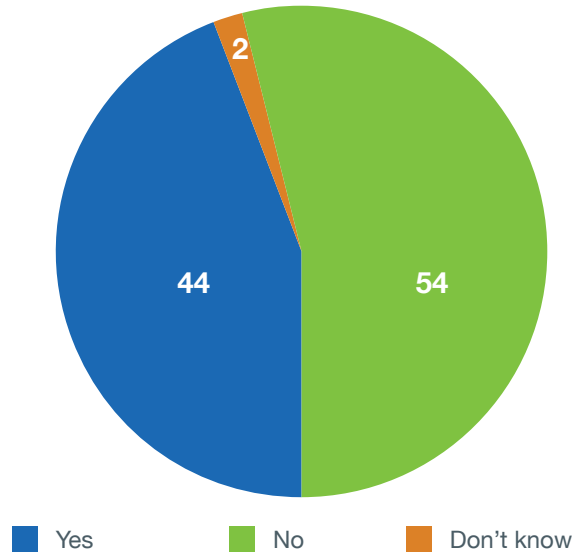
19. If there is no surgery in the parish/town, what is the distance to the nearest surgery?

99 RESPONDENTS



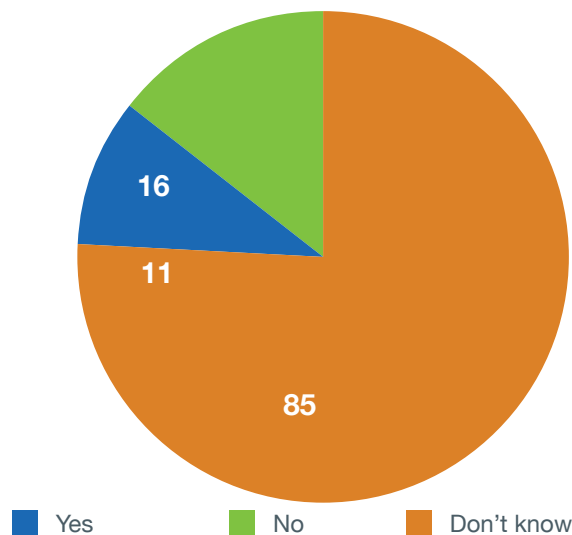
20. If there is no surgery in the parish/town, is there at least one practice accessible by public transport?

100 RESPONDENTS



21. Is your doctor's surgery involved in any initiative to support the delivery of social prescribing in the community, e.g. helping patients who have been socially prescribed make connections with groups etc?

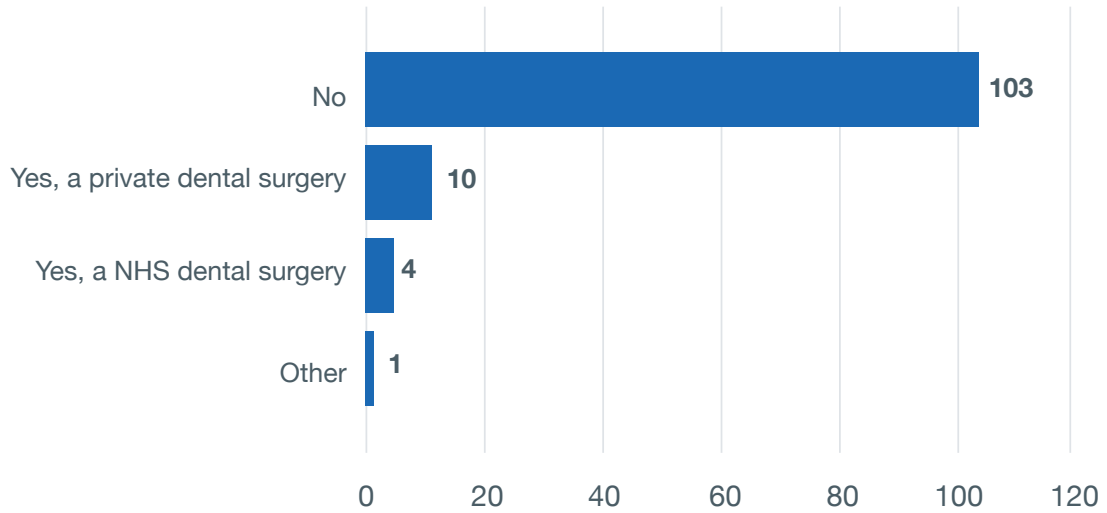
112 RESPONDENTS



Name of initiative – 7 responses:			
Outreach to surrounding communities	2	NHS Live Well	1
Social prescribing with Citizens Advice	1	Patient support group	1
Prescription delivery	1	No smoking van	1

22. Is there a dental surgery in the parish/town?

115 RESPONDENTS – 118 TOTAL CHOICES



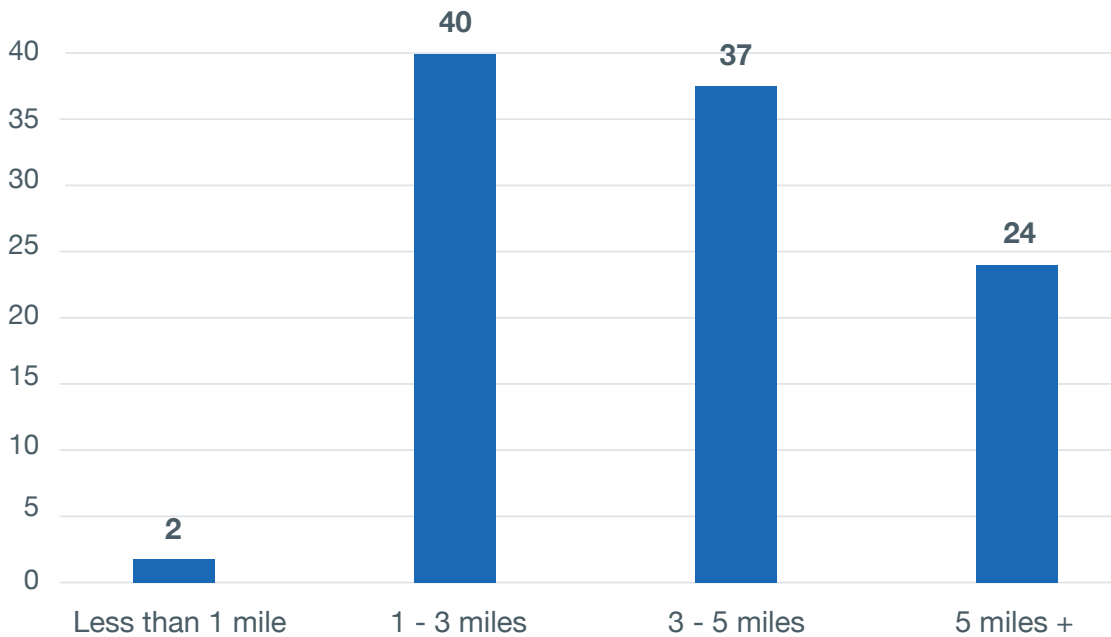
Other – 1 response:

Orthodontics

1

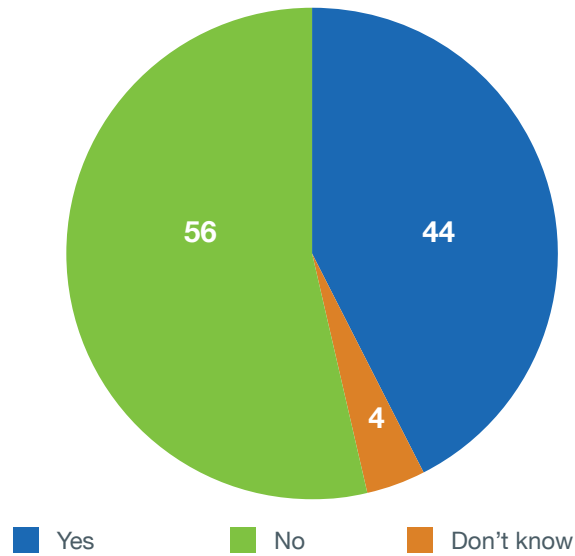
23. If there is no dentist in the parish/town, what is the distance to the nearest practice?

103 RESPONDENTS



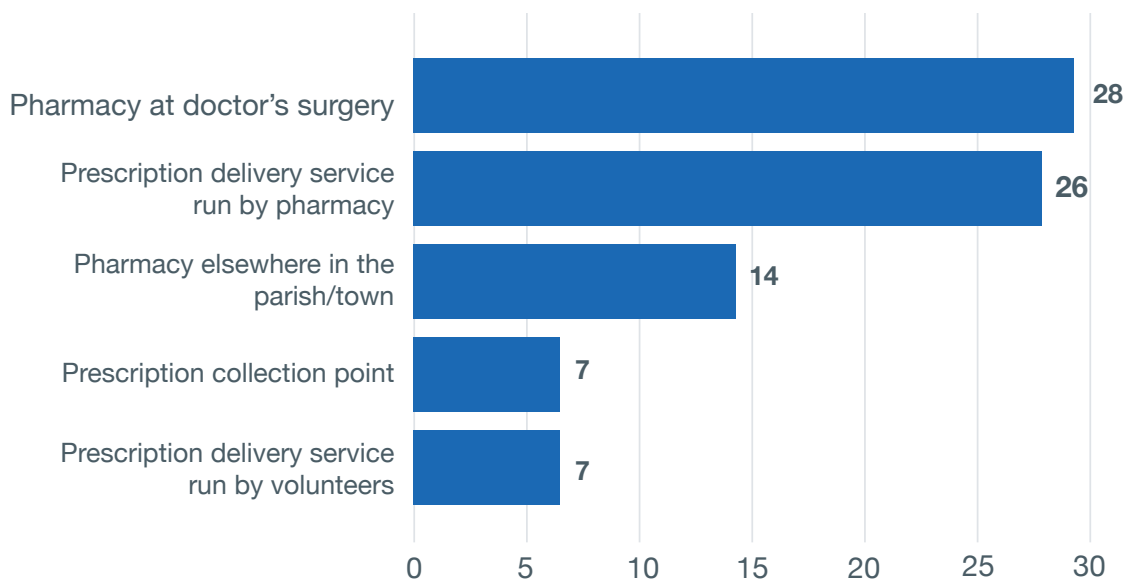
24. If there is no dentist in the parish/town, is there at least one practice accessible by public transport?

104 RESPONDENTS



25. Are there pharmacy or prescription services available in the parish/town?

64 RESPONDENTS – 82 TOTAL CHOICES

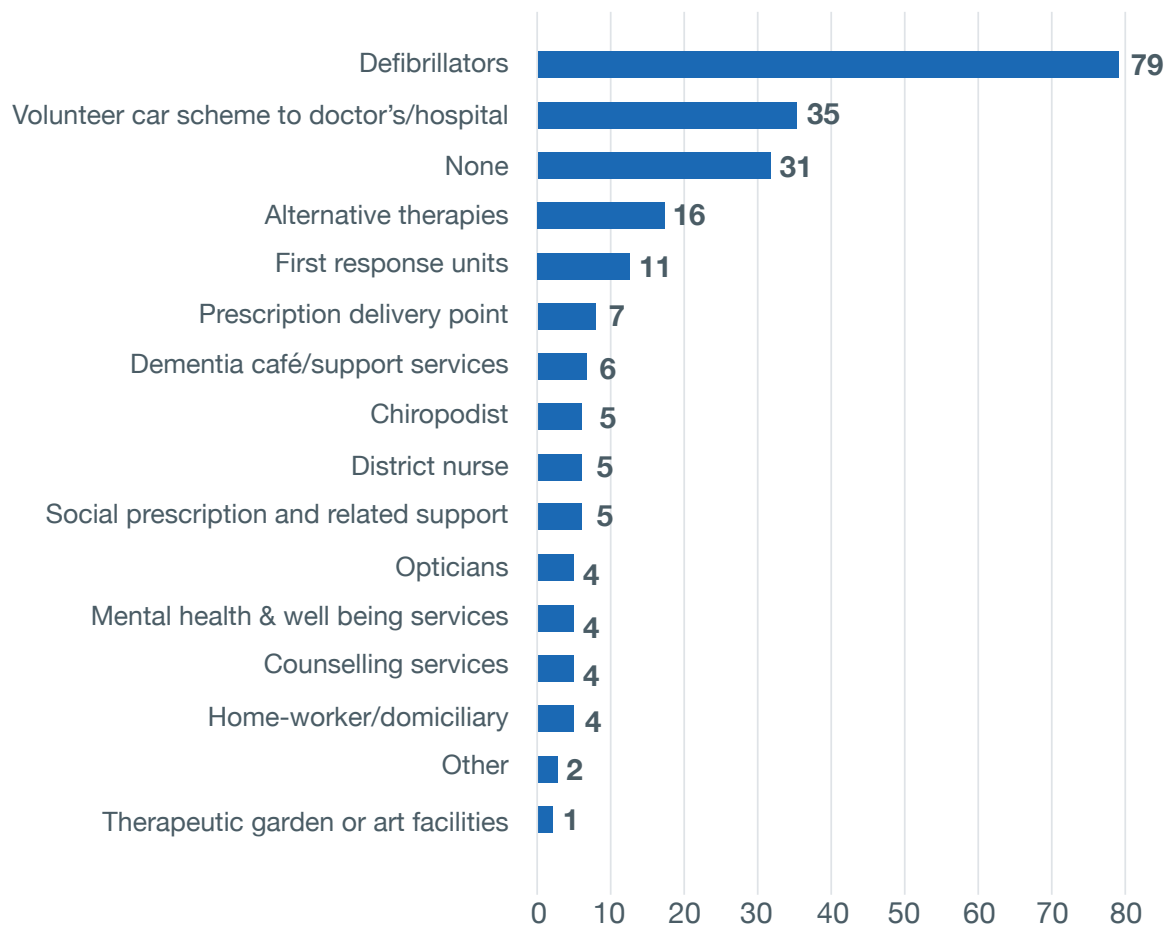


26. Is there a hospital in the parish/town?

All 3 respondents listed 'Community hospital'.

27. What other health services are provided in the parish/town?

113 RESPONDENTS – 219 TOTAL CHOICES

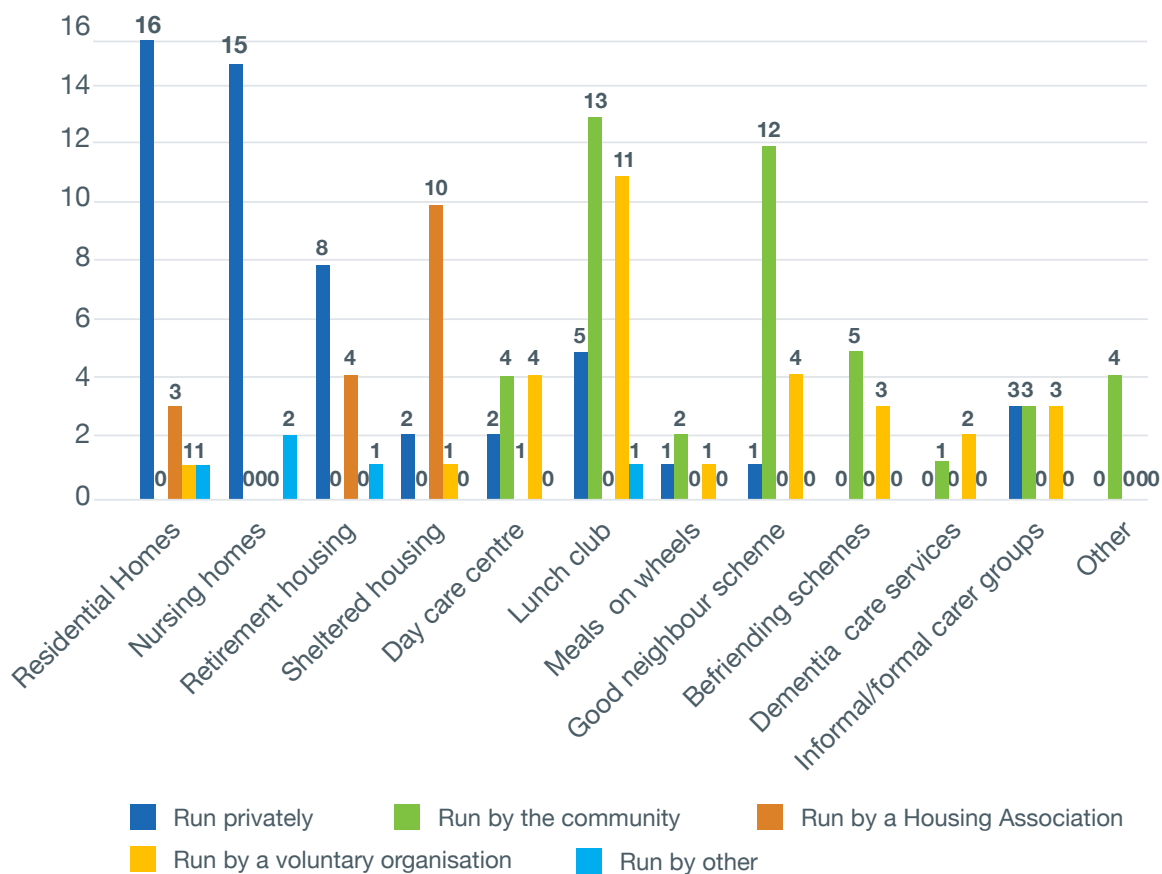


Other – 2 responses:

Private physiotherapist	1	OXSRAD sports and recreation centre	1
-------------------------	---	-------------------------------------	---

28. Are there any residential homes or care facilities in the parish/ town and on what basis are they run?

56 RESPONDENTS – 149 TOTAL CHOICES

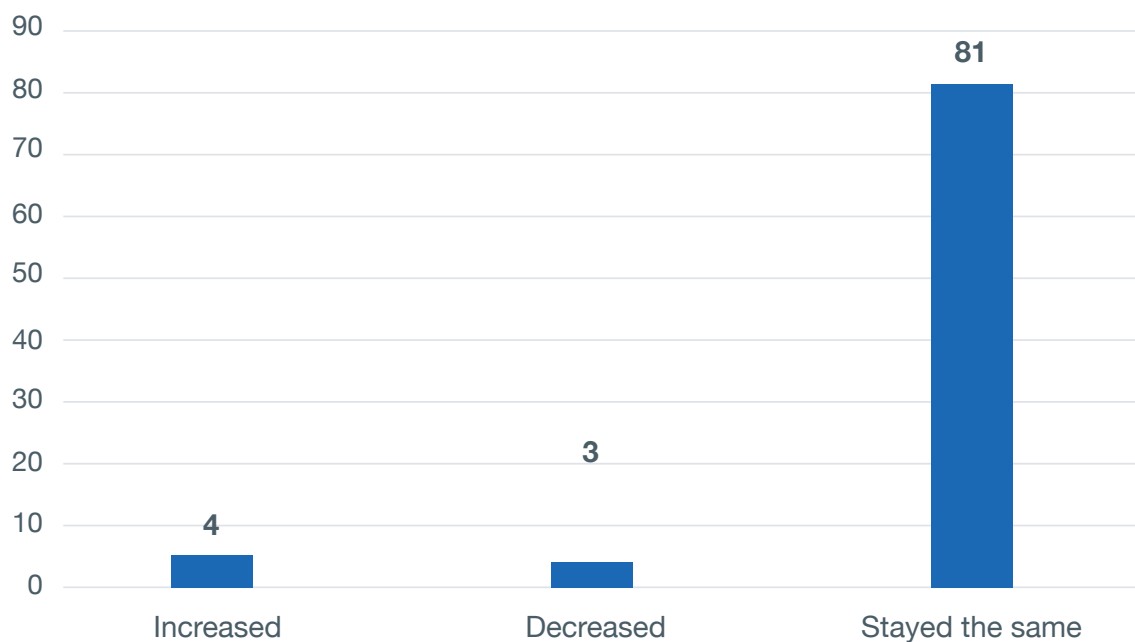


Other – 10 responses:

Senior citizen clubs	5	Order of St John Care Home	1
Broadlands run by Oxford City Council	1	Dementia nursing home run by charity	1
Sheltered housing run by charity	1	Almshouses (flats) run by charity	1
Support workers	1	Good Neighbour Scheme	1

29. Has there been any change in the number of residential homes or care facilities in the parish/town over the last three years?

91 RESPONDENTS



Description of change – 5 responses:

New care home being built	2	New retirement home	1
New assisted living properties	1	Additional extra care housing	1
Block of 15 sheltered residences to be replaced by 12	1		

7.3 COMMUNITY SERVICES AND EDUCATION

Community services and education - summary

The findings under community services and education were:

Local information services

- All 115 communities used several methods to provide local information to residents. The main four methods used were, public notice boards (111), contact through the parish clerk/ representative (110), the community website (101) and local newsletters (81).

Places of worship and meeting places

- 110 communities had one or more places of worship. 50 of the 113 communities had a church or chapel leader resident in their community.
- 46 of the 107 respondents cited their church/other faith buildings as available for community use and private hire.
- 107 of the 115 communities had one or more meeting places available for use. The most common meeting place was the village hall (93). The school hall (29), social club (23) and the church hall (23) were all cited as places available for community use. 8 communities did not have any meeting places available.

Education and community activities

Early years and young people

- 73 communities had one or more early years childcare facilities available to them. 39 of the communities with primary schools cited after school clubs and 36 of these also offered breakfast clubs. About half of the 73 communities had pre-school playgroups and parent and toddler groups.
- 66 communities had a primary school. 8 of the 66 communities also had a secondary school.
- A good number of communities (96) had amenities and or activities for young people. 91 communities had a children's play area, 53 communities had 'uniformed' groups for children (e.g. scouts, rainbows etc).

Adult and families

- Of the 104 communities, 86 said they had no adult classes currently available to adults. Only a small number of communities listed activities and half of the activities were exercise and sports related classes.
- Conversely, 91 communities appeared to have a good range of activities for older people whether it be social groups such as coffee mornings (54), Women's Institute (53) or specialised groups for OAP (36) and other forms of activities.
- Similar to the good range of activities for older people, 95 communities listed one or more activities available for adults and families. 78 communities held various social events and 66 communities cited multiple specialist interest clubs.

Community services and education - summary contd...

Libraries

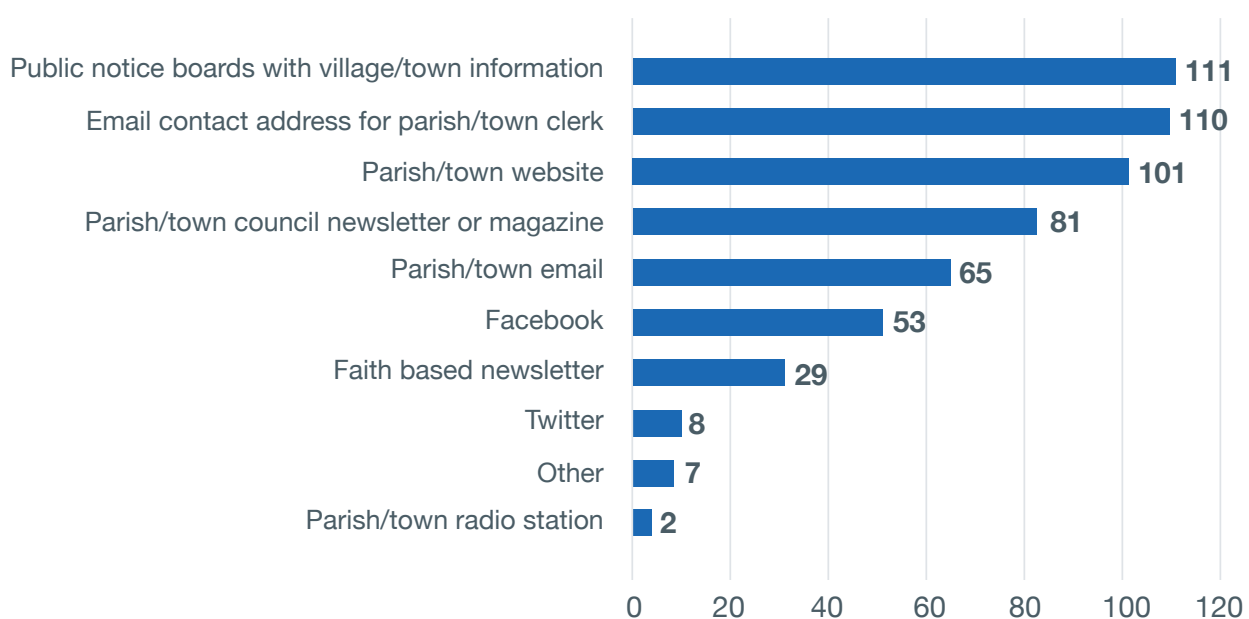
- Of the 111 communities, 82 did not have a library in their community. A small number of communities (15) had a permanent library and 7 had a mobile library visit.

Health, fitness and outdoor facilities

- 99 communities had one or more fitness and health activities. Exercise classes were the most available of all activities, however there were many activities for all ages in many of the communities surveyed.
- The majority, 108 communities, had more than one outdoor facility for community use. 81 communities had a village green/ open space, 65 communities had a football pitch and 56 communities had a sports field. The list of outdoor facilities is long and varied.
- There had been no reduction to the number of these facilities over the last three years for 80 of the communities. Interestingly, 28 communities had seen an increase in the number of facilities and 5 communities had seen a decrease.

30. Which of the following information services are there in your parish/town?

115 RESPONDENTS – 567 TOTAL CHOICES



Other – 12 responses:			
Local parish/village magazine	7	Next door app	2
Chairman's monthly meeting	2	Cropredy Crier funded by church	1
Village email	1		

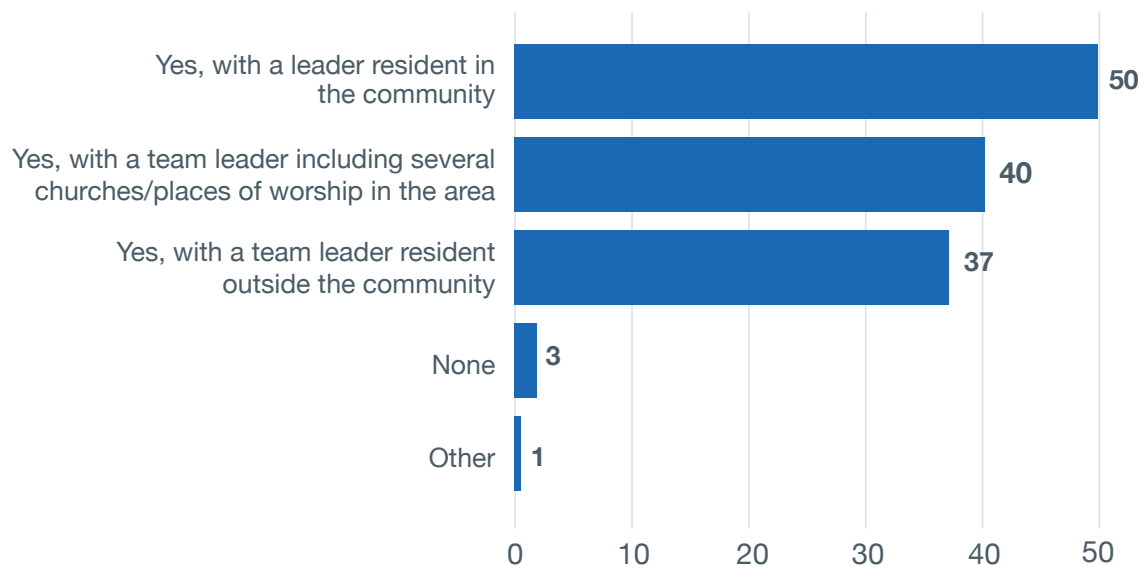
31. Of the information services ticked above, please supply contact email addresses or website address if known.

98 RESPONDENTS

See Appendix 2 for comments.

32. Are there any churches or places of worship in the parish/town that are still in use?

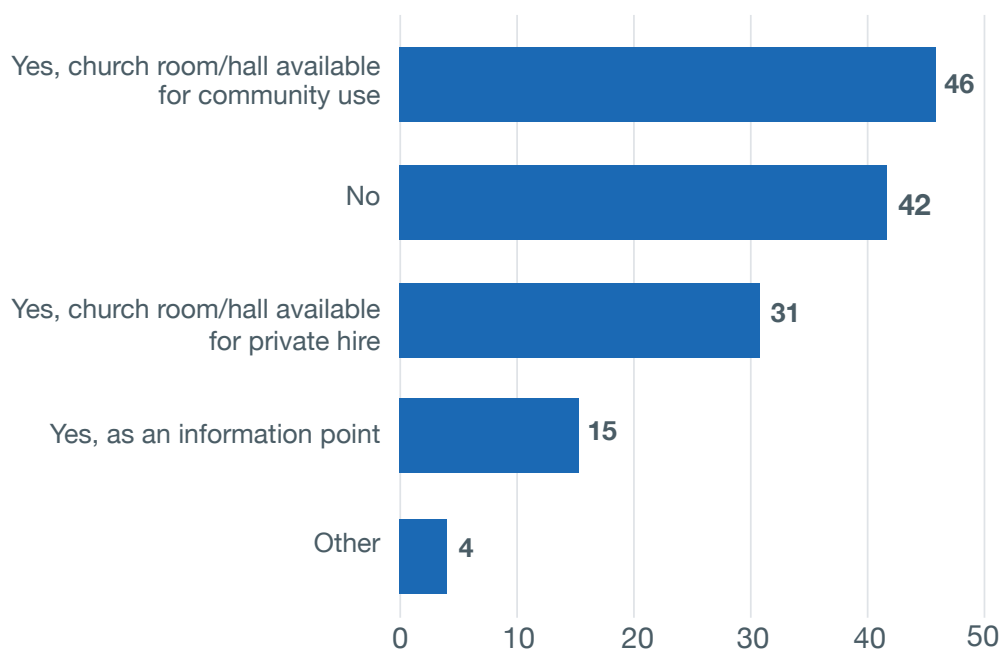
113 RESPONDENTS – 131 TOTAL CHOICES



Other – 3 responses:			
Churches	2	Leader for church and leader for chapel	1

33. Are there any church or other faith buildings in the parish/town that are available for community use?

107 RESPONDENTS – 138 TOTAL CHOICES

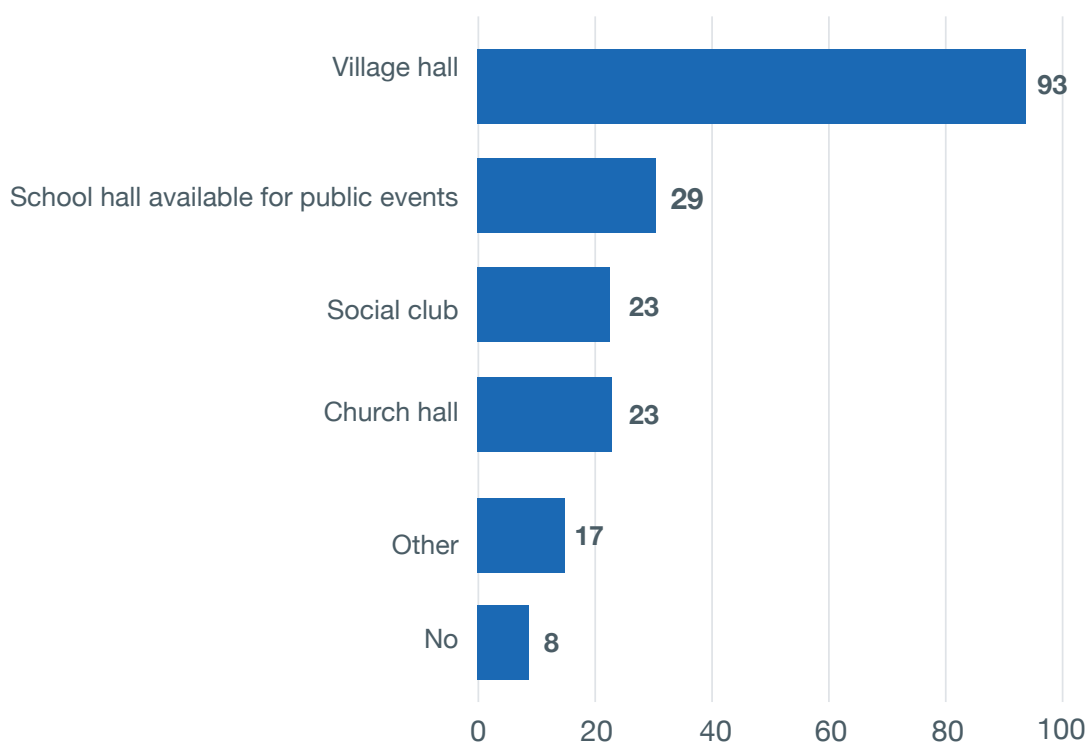


Other – 10 responses:

Church itself used for occasional events	5	Church available for hire	2
Chapel used for coffee mornings/ classes	1	Church shared with school	1
PC meetings held in bell tower	1		

34. Does your parish/town have any of the following meeting places?

115 RESPONDENTS – 193 TOTAL CHOICES

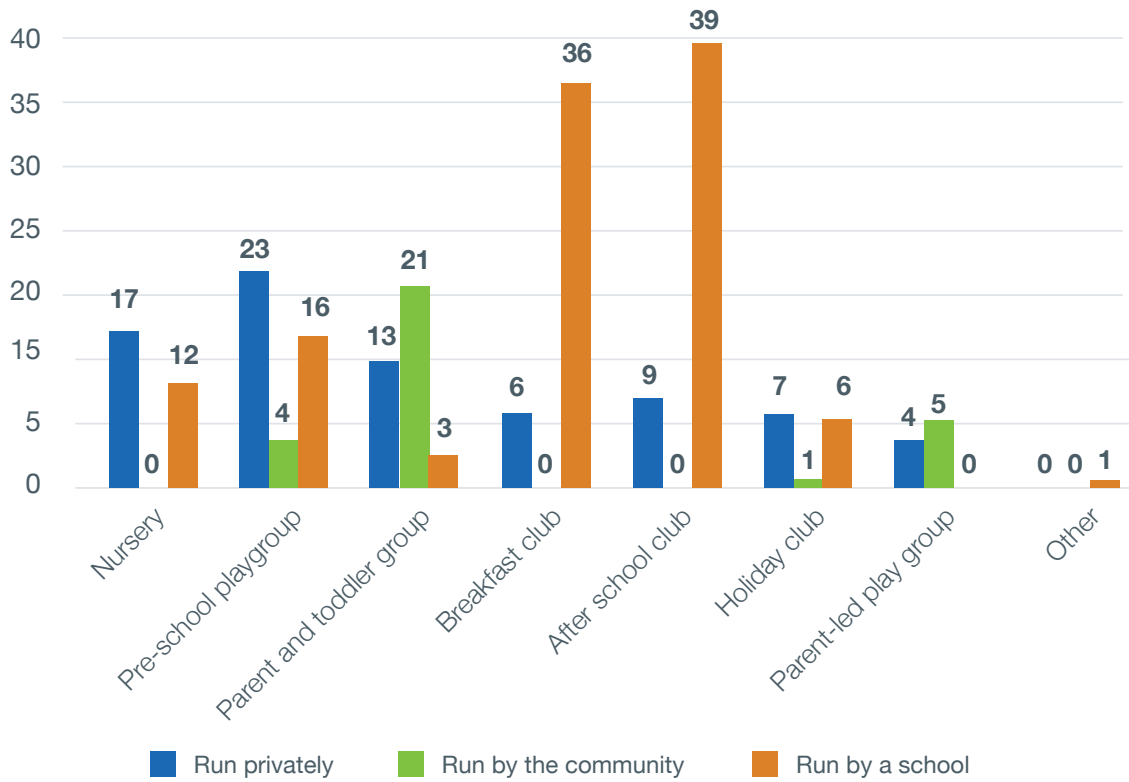


Other – 24 responses:

Sports pavilion	6	Community centre	2
Community meeting rooms	2	Cricket club	2
Scout hut	1	Town hall	1
Old school room	1	Youth club	1
Memorial hall	1	Methodist chapel	1
Pub meeting room	1	Local farmers shoot room	1
Brass band building	1	Bowls club	1
OXSRAD	1	Parish meeting in resident's house	1
Private property where we pay to hold meetings	1	Middle Aston House	1

35. Which of the following Early Years Childcare facilities are available in the parish/town and on what basis are they run?

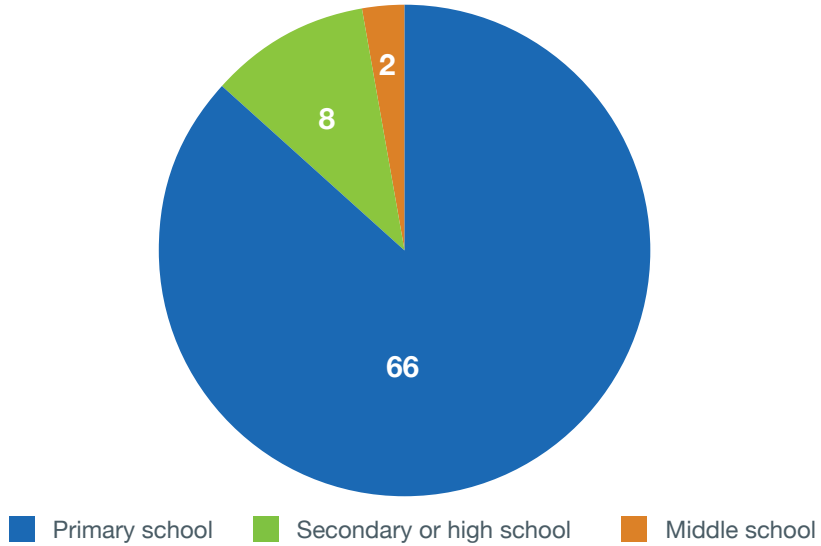
73 RESPONDENTS – 223 TOTAL CHOICES



Other – 9 responses:			
Nursery school at primary school	3	Children’s centre	2
Pinewood Independent School	1	Red Kite family centre	1
Facility run by church	1	All held at primary school	1
Need to be able to tick all but there’s a shortfall of nursery provision	1		

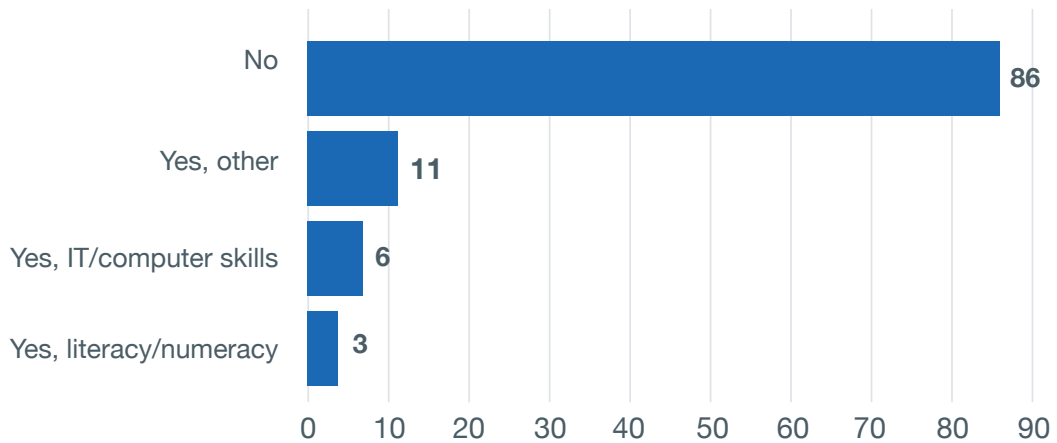
36. Are there any schools located in the parish/town?

66 RESPONDENTS – 76 TOTAL CHOICES



37. Are there any adult classes offered in the parish/town?

104 RESPONDENTS – 106 TOTAL CHOICES

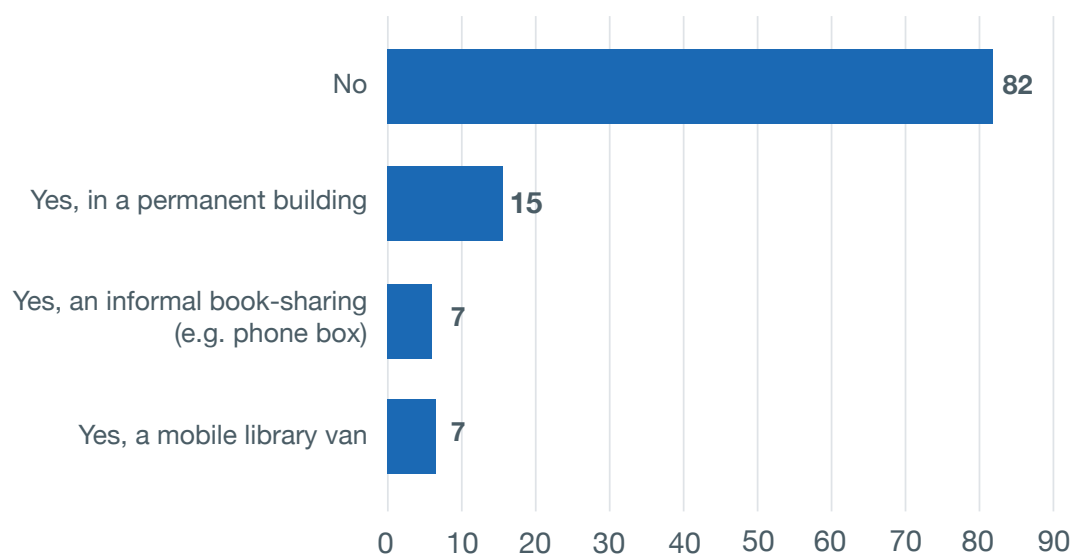


Other – 13 responses:

Keep fit	5	Art class	4
Pilates/yoga	4	Dance class	2
Dojo sports	2	Various classes at village hall	2
Table tennis	1	Hand bells	1
Ad hoc talks	1	Adult education group	1

38. Is there a library in the parish/town and, if so, what are the opening hours?

111 RESPONDENTS

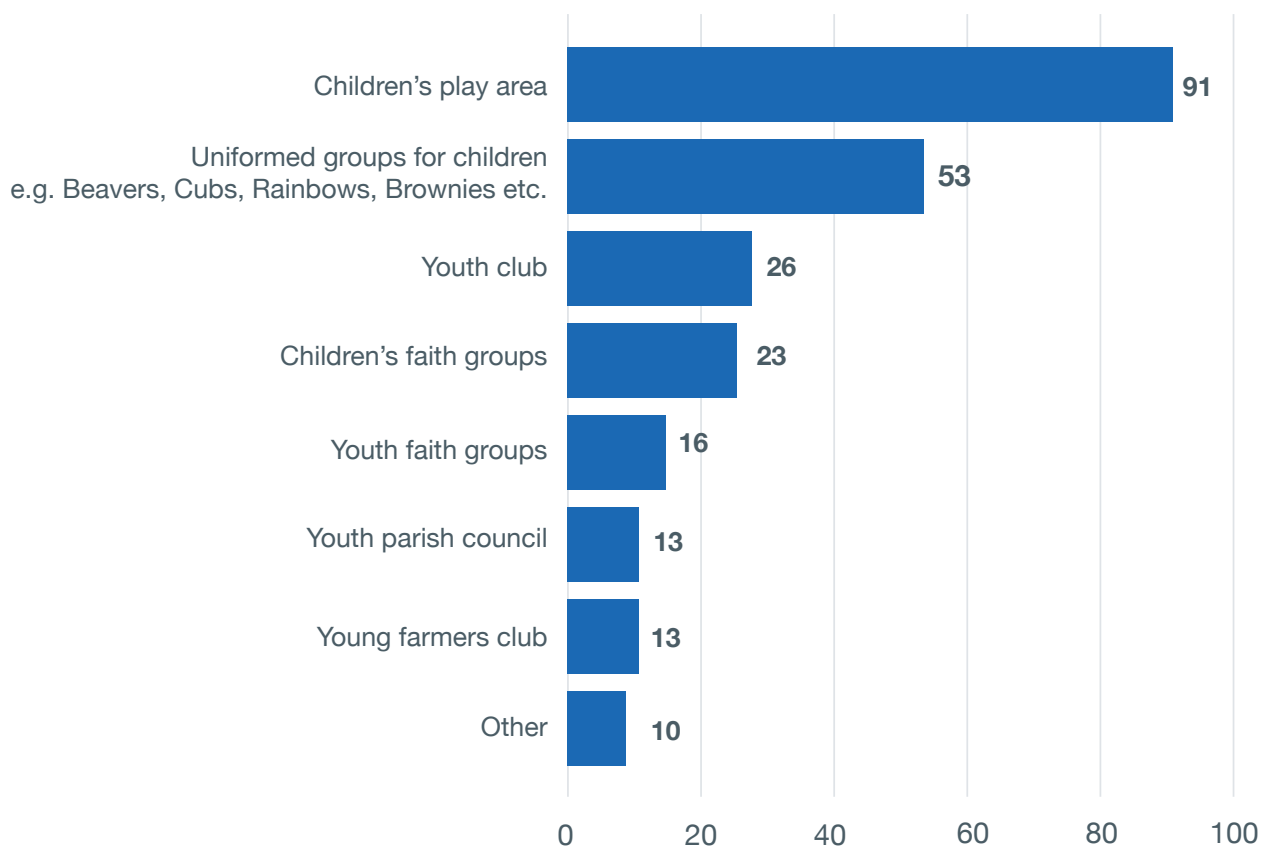


Opening hours – 11 responses:

Selection of sessions throughout the week	3	24/7	2
5 days per week	2	Open when village hall is open	2
2 mornings each month	1	Voluntary library open weekday afternoons, Fri evening and Sat morning	1
Need to be able to tick all but there's a shortfall of nursery provision	1		

39. Does the parish/town have any of the following amenities/organised activities for young people?

96 RESPONDENTS – 245 TOTAL CHOICES

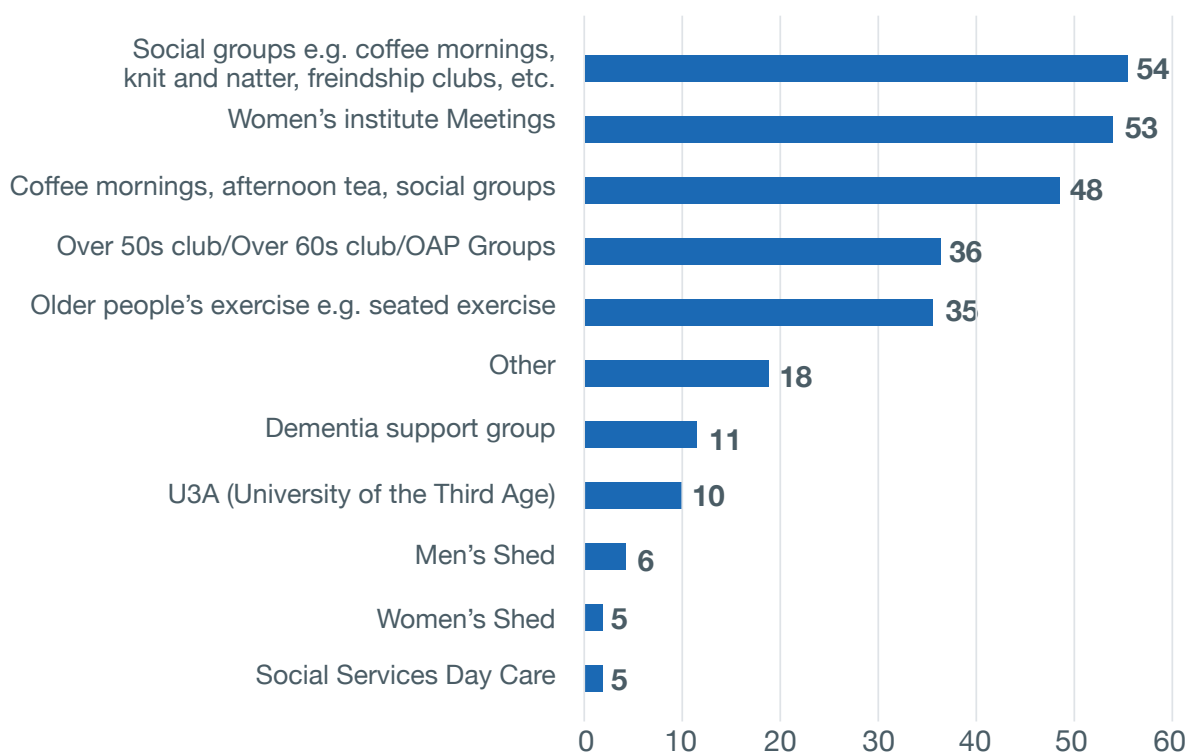


Other – 7 responses:

Sports clubs	2	Youth drama clubs	2
Multisport play area	1	Toddler group	1
Hanneys	1		

40. Does the parish/town have any of the following amenities/organised activities for older people?

91 RESPONDENTS – 281 TOTAL CHOICES

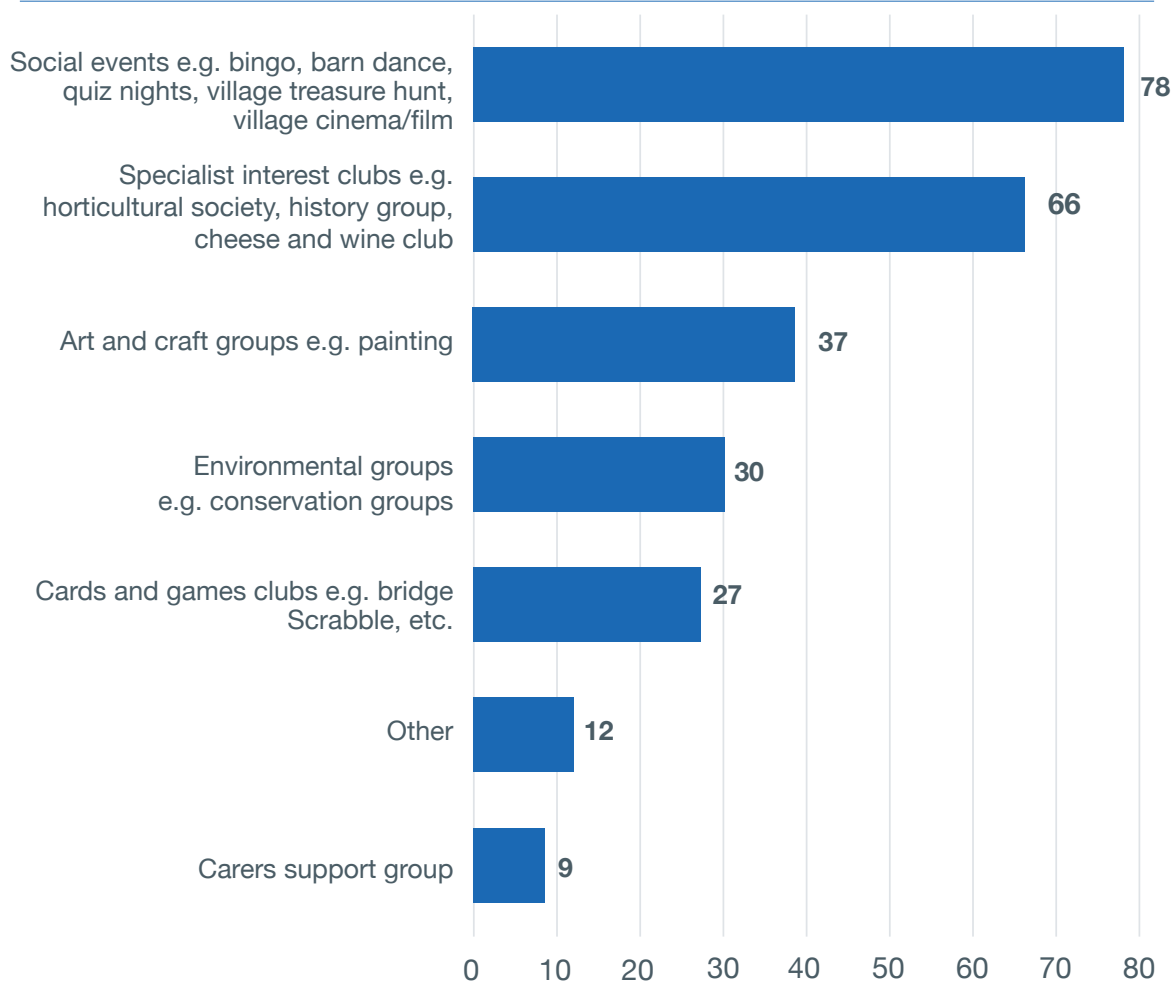


Other – 14 responses:

Lots	3	Monthly lunch club	3
Women's Institute	1	Coffee meet ups	1
Senior Citizens lunch	1	Book group	1
Film club	1	Sports club	1
Walking group	1	Time Out (speakers)	1
Green Gym help	1		

41. Does the parish have any of the following amenities/organised activities for adults or families?

95 RESPONDENTS – 259 TOTAL CHOICES

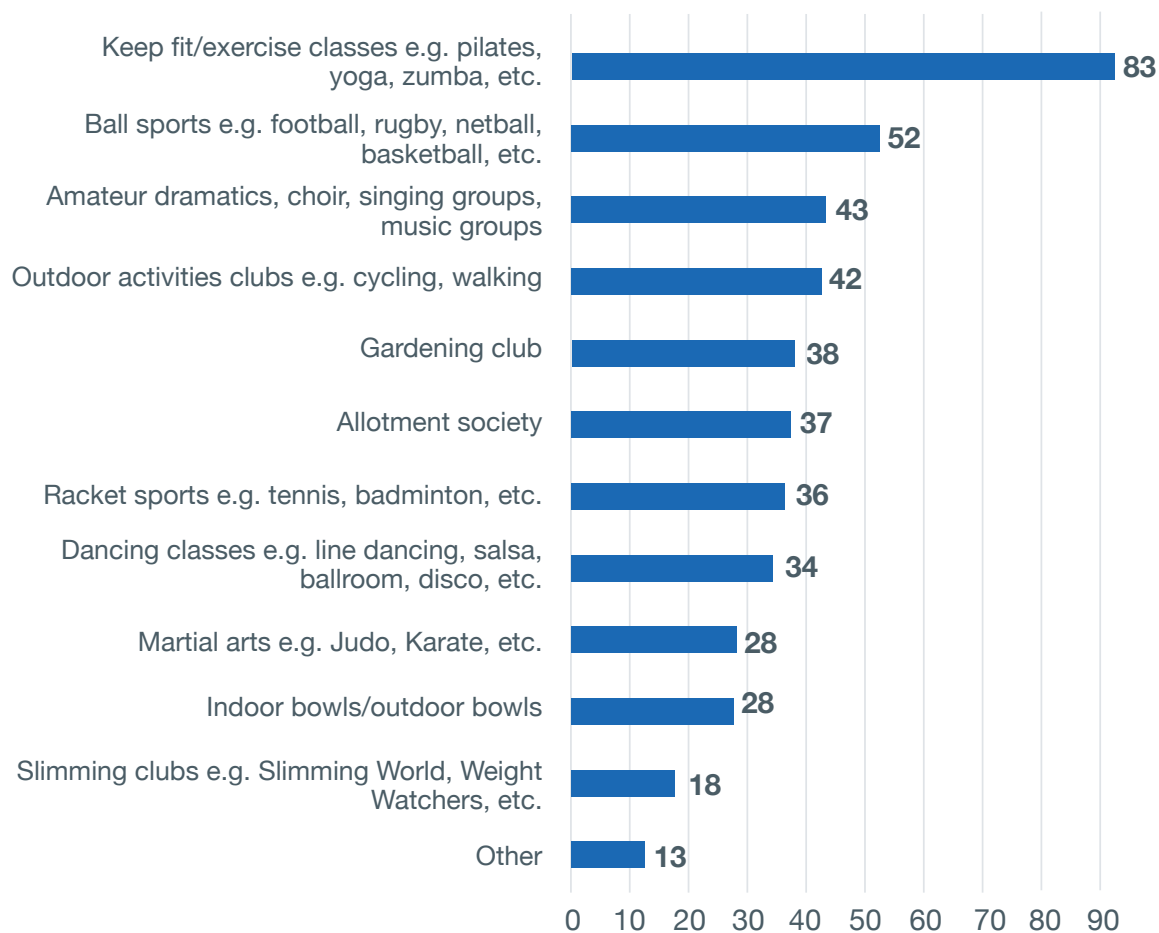


Other – 9 responses:

Choir	2	Lots	1
Ad hoc events	1	Exercise classes	1
Yoga classes	1	Film club	1
Gardening club	1	Local society group	1
Ladies Guild	1	Website	1

42. Does the parish/town have any of the following health and fitness activities?

99 RESPONDENTS – 452 TOTAL CHOICES

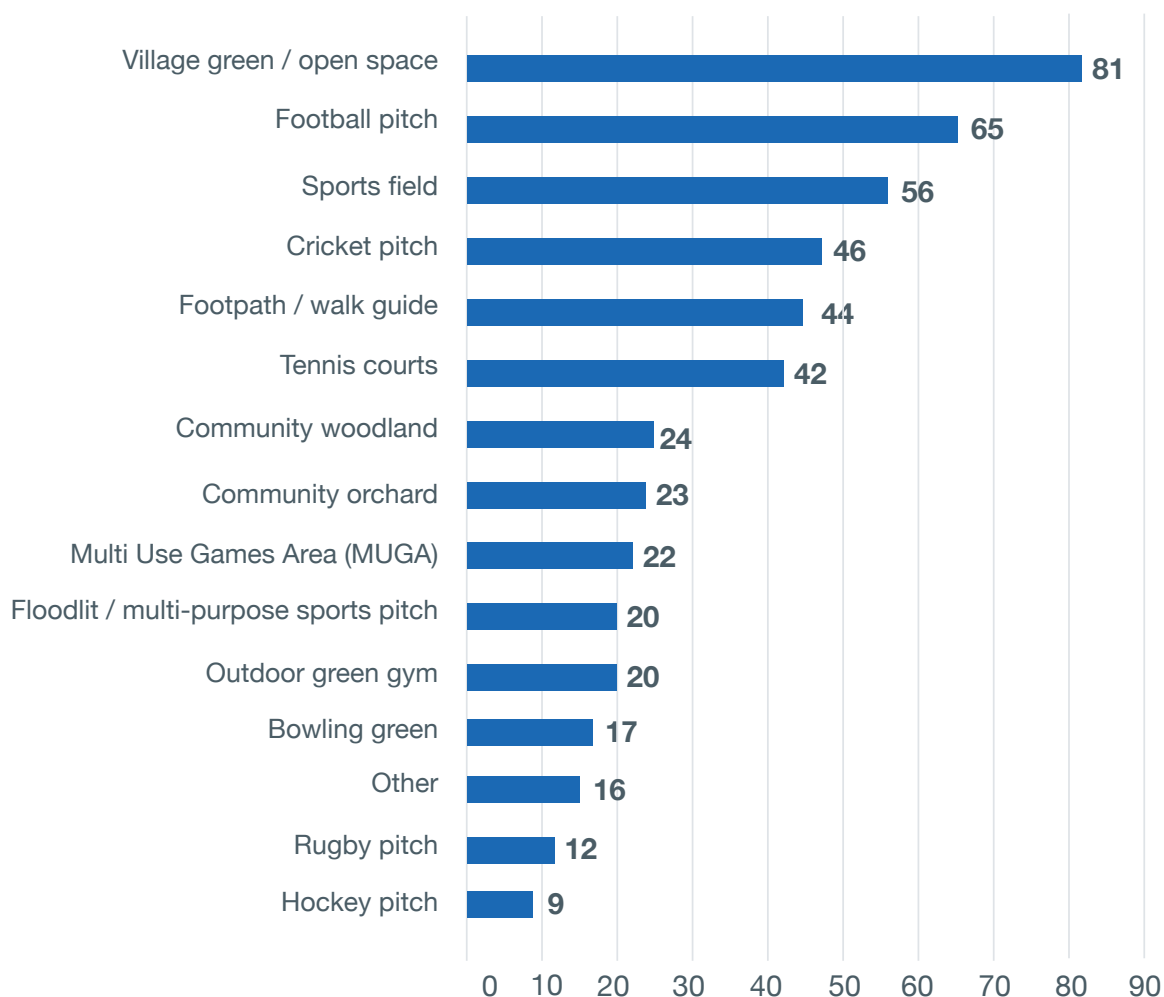


Other – 10 responses:

Lots	1	Recreation ground	1
Museum	1	Morris dancing	1
Aunt Sally	1	Bell ringing	1
Bridge club	1	Frisbee	1
Riding school	1	Website	1

43. Does the parish/town have any of the following amenities/facilities?

108 RESPONDENTS – 497 TOTAL CHOICES

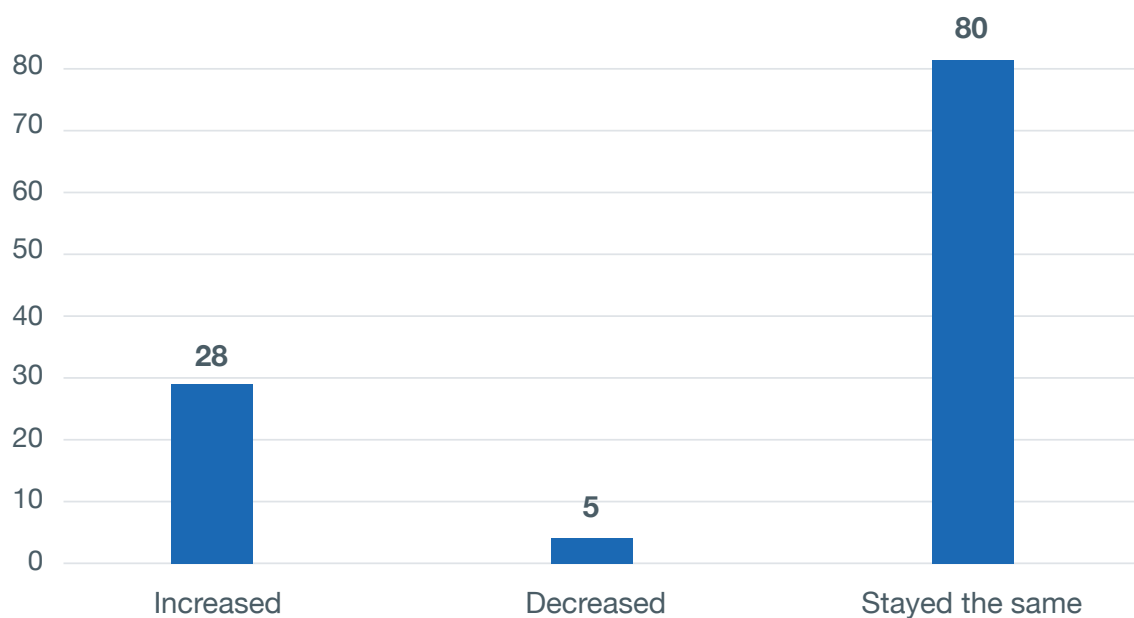


Other – 15 responses:

Children’s playground	5	Recreation/ play area in field	3
Local/ countryside walks	2	School facilities	2
Forest school	1	Golf course	1
Contact committee	1		

44. Has there been any change in the range of facilities and amenities in the parish/town over the last three years?

113 RESPONDENTS



Description of change – 29 responses:

New children's playground/play equipment	8	New outdoor/ green gym	4
New/ upgraded MUGA	3	Extra or new classes	2
Upgraded playground	1	New cricket pitch and pavilion	1
Cricket nets	1	New football club	1
Upgraded tennis courts	1	New dojo	1
New recreation ground	1	Improved sports facilities	1
Better/ broader provision of recreational activities	1	Children's football organised	1
Community meadow	1	Footpath map	1
Additional small public park	1	Additional benches and picnic tables	1
More community spirit	1	Closure of community building	1
Chair exercise class stopped	1	Pilates/ yoga classes stopped	1
Pub closed so facilities for children there no longer available	1		

7.4 TRANSPORT, HOUSING AND RECYCLING

Transport, housing and recycling - summary

The findings under transport, housing and recycling were:

Transport

- Of the 113 communities responding to the question, 46 had no train services and 38 had no bus services. A small proportion of communities (30) had a regular bus service.
- 53 communities had some form/ forms of community transport service or lift share. 47 communities cited no community transport scheme.

Housing

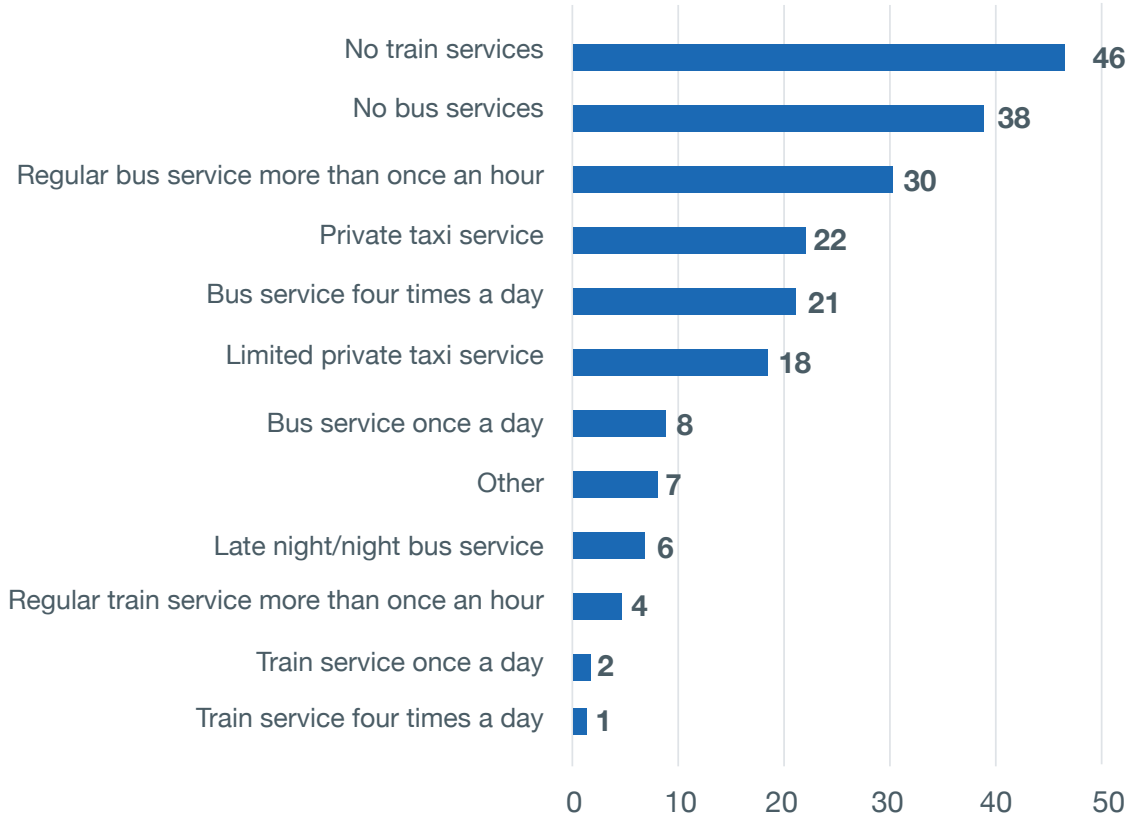
- Out of the 107 communities, 69 communities had no plans to consider affordable housing needs. However, 21 communities had completed a housing needs survey, which showed a need for affordable housing, and 4 communities were actively considering sites for housing. 11 communities were considering or planning to carry out a housing needs survey.

Recycling

- The majority of recycling was done through household collection for all 93 communities. In addition to household collections, 27 communities had central locations for clothes/textiles banks and 16 communities had central bottle banks as well as household collections.

45. What public transport services connect with the parish/town?

113 RESPONDENTS – 203 TOTAL CHOICES

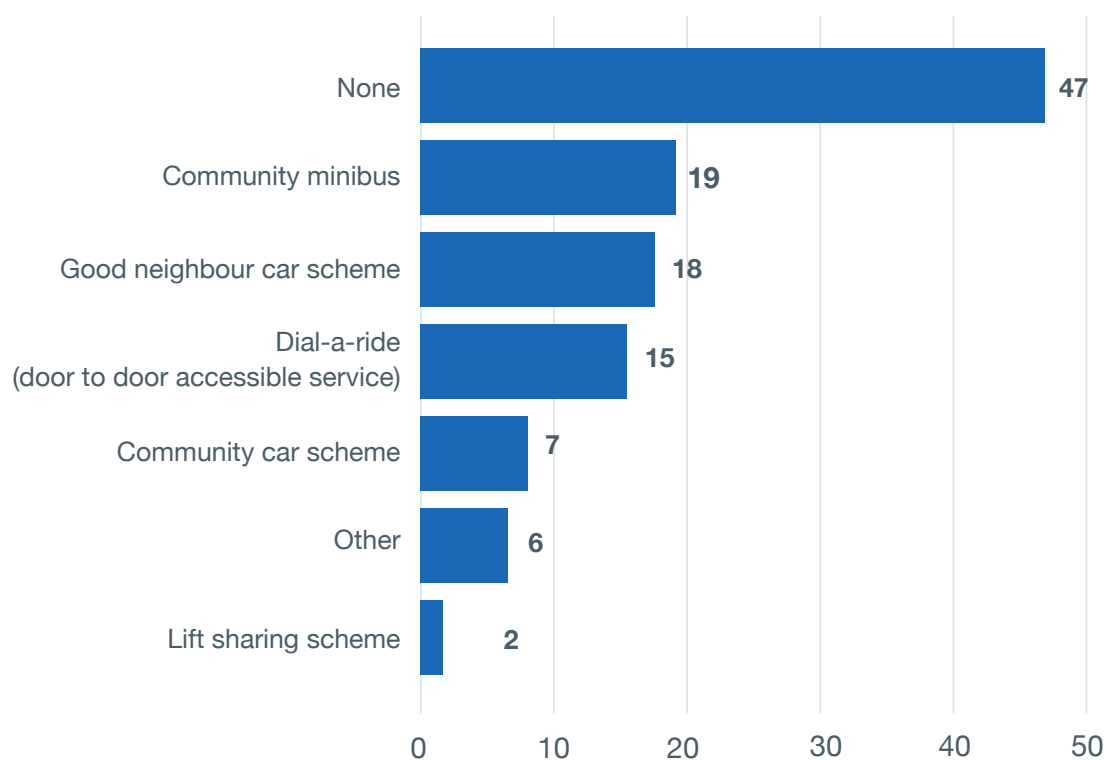


Other – 29 responses:

Bus stop is outside of the village	4	Weekly bus service	3
Bus service 3 or 4 times per day	3	Bus service twice per week	2
Hourly bus service	2	Bus service every day but Sunday	2
Community bus service	2	OCC comet bus once a week	2
Weekly dial-a-ride bus	1	Blue Bus company service	1
RWMT community bus twice per week	1	Voluntary bus 3 days per week	1
Bus service weekdays	1	Bus service a few times per week	1
Bus service 3 times per week	1	Bus service once per week	1
Bus service – 2 in the morning, 3 in the evening	1	Buses are decreasing	1
Depends which part of the parish you live	1		

46. What voluntary community transport schemes serve the parish/town?

105 RESPONDENTS – 114 TOTAL CHOICES

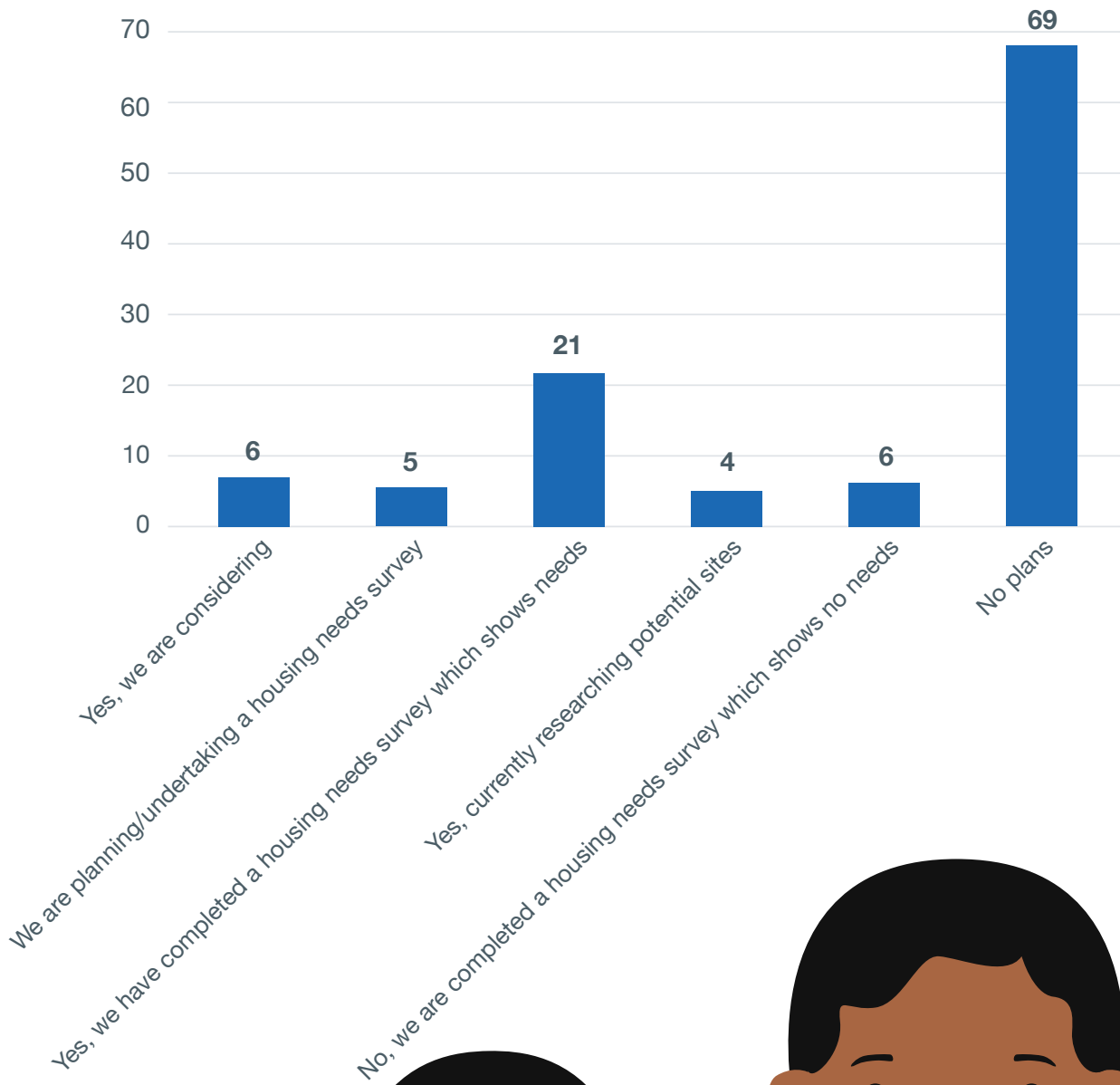


Other – 13 responses:

Scheme for lifts to hospital	3	Voluntary bus service	1
Voluntary bus service once per week	1	Comet bus service once per week	1
Downland Villages Transport Group once per week	1	Driving Miss Daisy	1
Twice per week service	1	OAP service to local town	1
Community minibus	1	Sharing taxis	1
Informal lifts from neighbours	1		

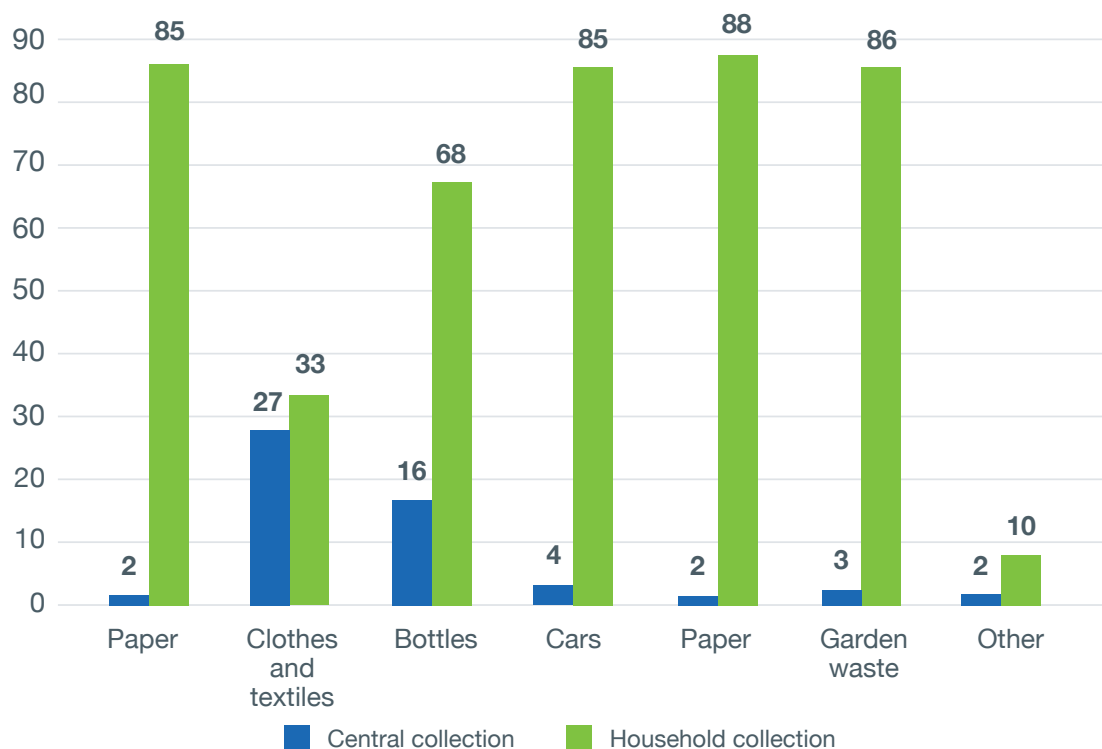
47. Are there any plans for affordable housing in the parish/town?

107 RESPONDENTS – 111 TOTAL CHOICES



48. Are there any recycling facilities for the following materials in the parish/town? Please indicate if this is provided at a central location or if there are household collections.

93 RESPONDENTS – 511 TOTAL CHOICES



Other – 22 responses:

Small electrical items	8	Batteries	5
Food waste	4	Textile/clothes bank	3
Green waste	3	Recycling centre	2
Only city collections	2	Bottle bank	1
Cooking oil	1	Crisp packets/bread bags	1
Cardboard	1	Large items by appointment	1
Bottle bank now gone	1		

7.5 COMMUNITY STRENGTHS AND CHALLENGES

Community strengths and challenges - summary

The findings under community strengths and challenges were:

Strengths

- Of the 101 community representatives responses, 54 cited community spirit and 48 cited the rural nature/ countryside/ peace as the best things about living in a rural community.

Influence

- 57 out of 109 community representatives felt local people had either not very much influence or none at all on decisions affecting their communities. However, 52 communities felt they either had a fair amount of influence or a lot of influence.
- 81 out of 110 community representatives felt local people had little to no influence on decisions made by local government that affect where they live as opposed to only 29 who felt there was a fair amount of influence on decisions made by the local government.

Challenges

- The top three community issues cited, which were of serious concern, were roads (104), transport (95) and environment (89).
- Of the 97 respondents, 43 cited better public transport as a key area which would improve people's lives. Traffic calming (11) and better roads (10) came next in line as an improvement, followed by a village shop (10).
- Communication and technology services are patchy for most of the 110 communities. There are little to no community or public internet/ WiFi access points. Mobile phone coverage is also patchy.

Community planning and Neighbourhood Plans

- Of the 110 responses, 49 communities were undergoing a Neighbourhood Plan or had completed one. 48 communities had over the last 10+ years carried out a Community-Led Plan.

Climate Emergency

- Out of the 110 responses, 7 communities had declared a climate emergency and 14 communities were interested in finding out more information.

Community engagement and participation

- 42 out of 110 community representatives wanted to take part in a CFO facilitated focus group. The key themes highlighted by the 42 representatives to discuss were: access to services/ transport (31), community development (28), climate change (27) and loneliness and isolation (27)
- 70 out of 111 responses wanted to know more about training and advice from CFO and other relevant providers.

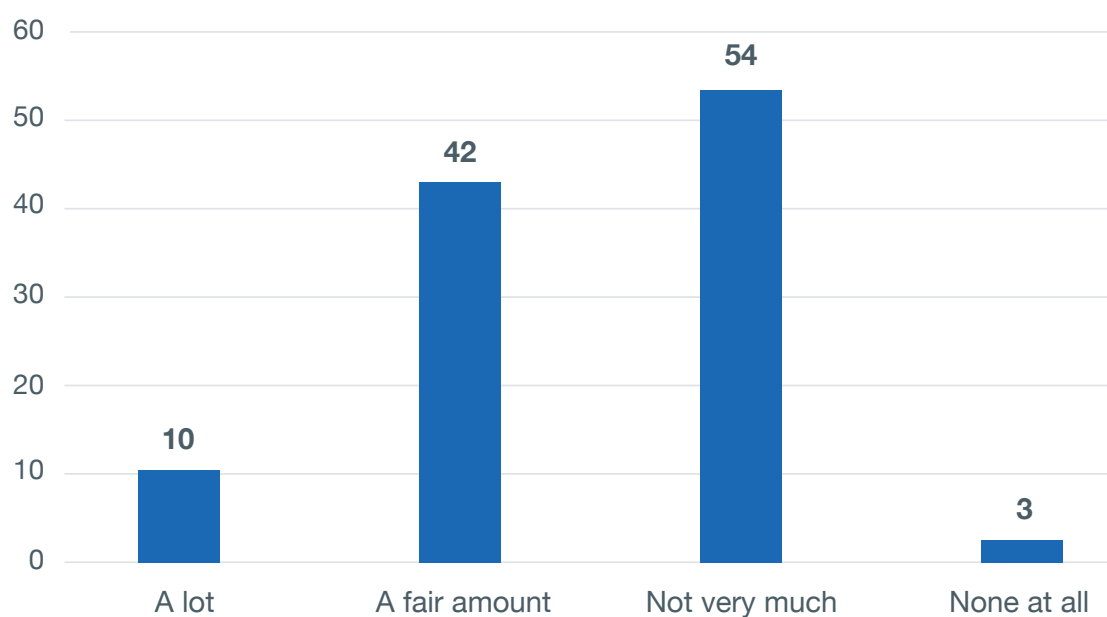
49. What would you say is the best thing about living in this parish/town?

101 RESPONDENTS

Comments:			
Community spirit/friendly community	54	Rural nature/countryside/peace	48
Good services and facilities	10	Lots of activities/groups etc	8
Small but close to towns	6	Village feel/village life	3
Good parish council	2	No street lights	2
Good mix of different people	1	Close to business and science parks	1
Historic centre	1	Allotments	1
Primary school	1	Variety of independent shops	1
Nice tea shop at garden centre	1	Well run estate dedicated to organic farming	1

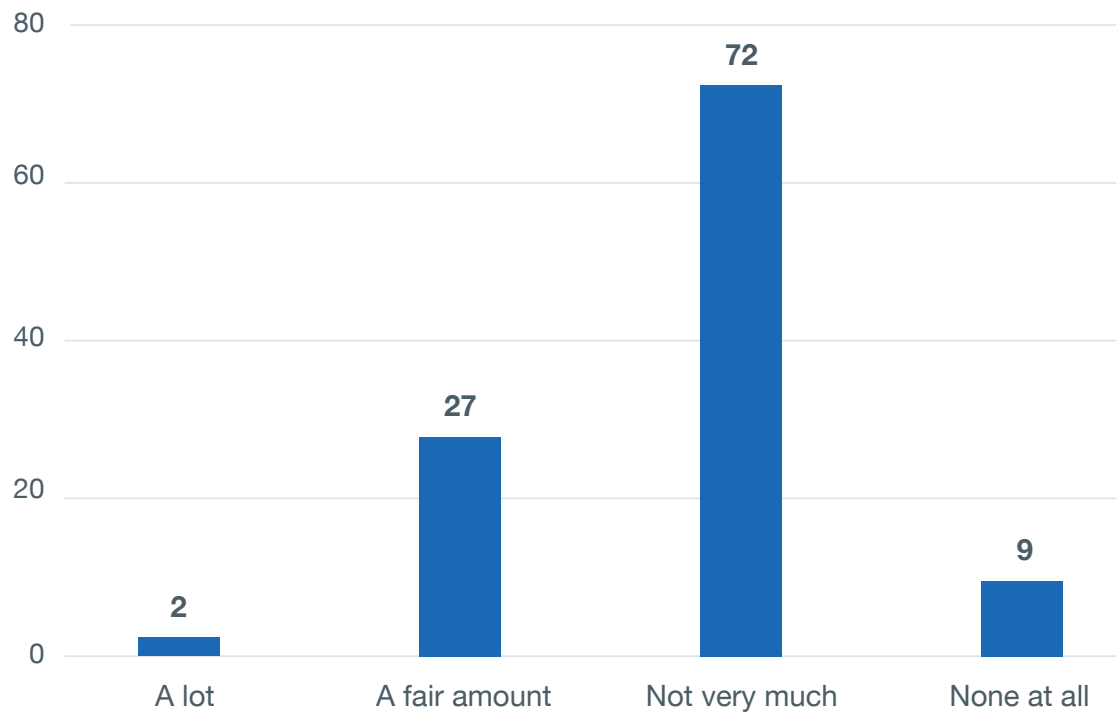
50. How much influence do you think people in your area have on the decisions that affect the place that they live?

109 RESPONDENTS



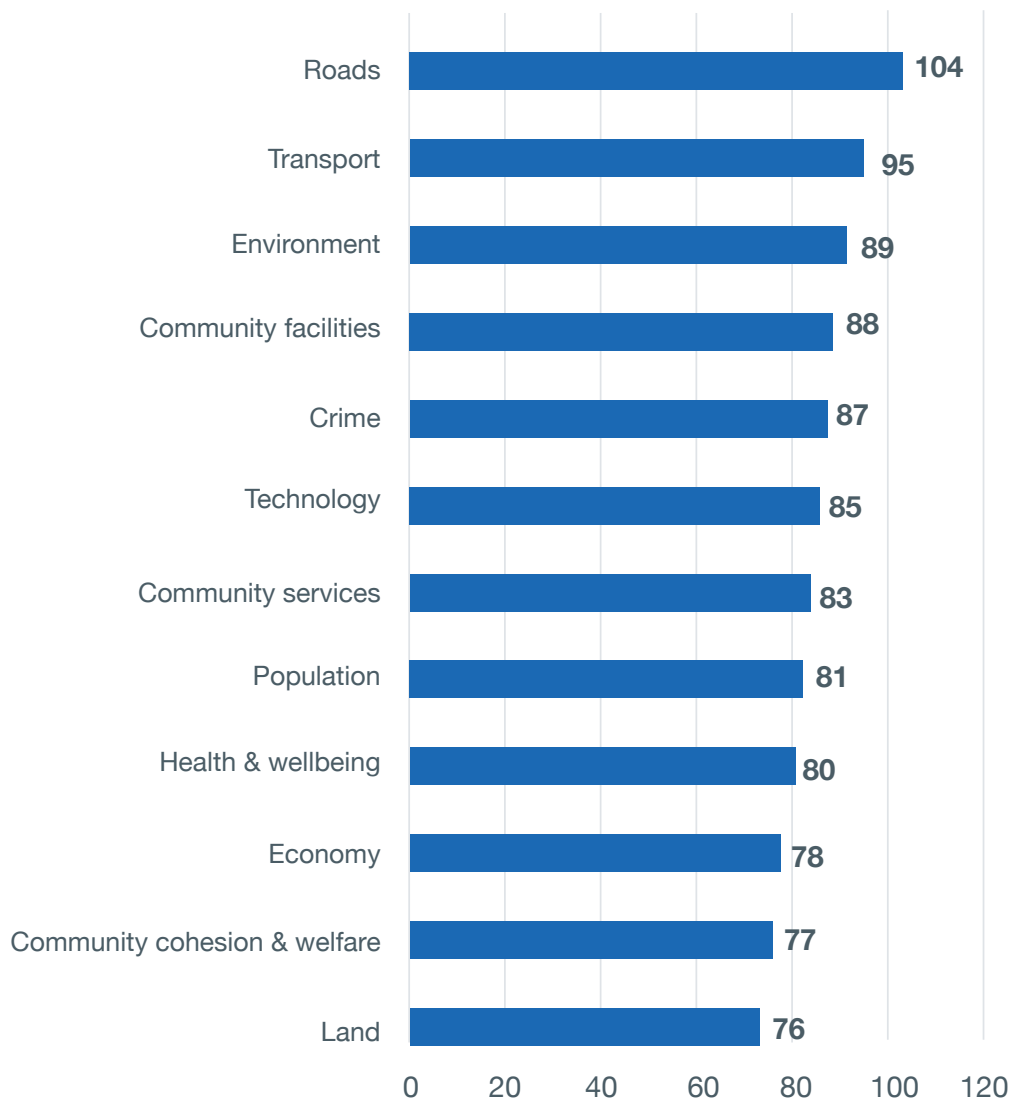
51. How much influence do you think people in your area have on the decisions local government make that affect the place where they live?

110 RESPONDENTS



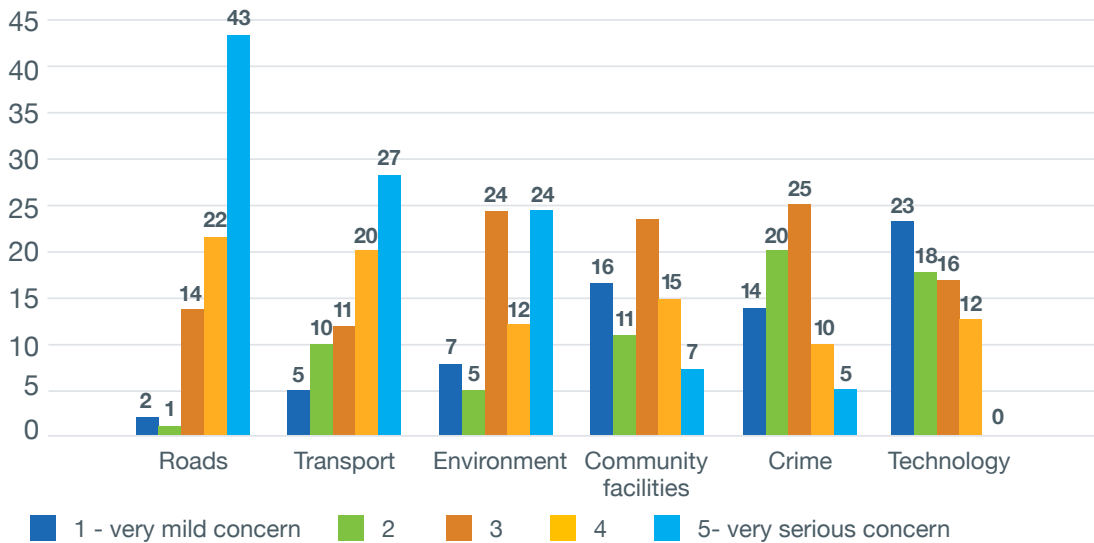
52. What are the most important issues in your parish/town at present? For each theme, please enter the key concern and give a rating of 1 - 5 to show how serious the concern is to the community (1 = very mild concern, 2 = mild concern, 3 = moderate concern, 4 = serious concern, 5 = very serious concern).

107 RESPONDENTS

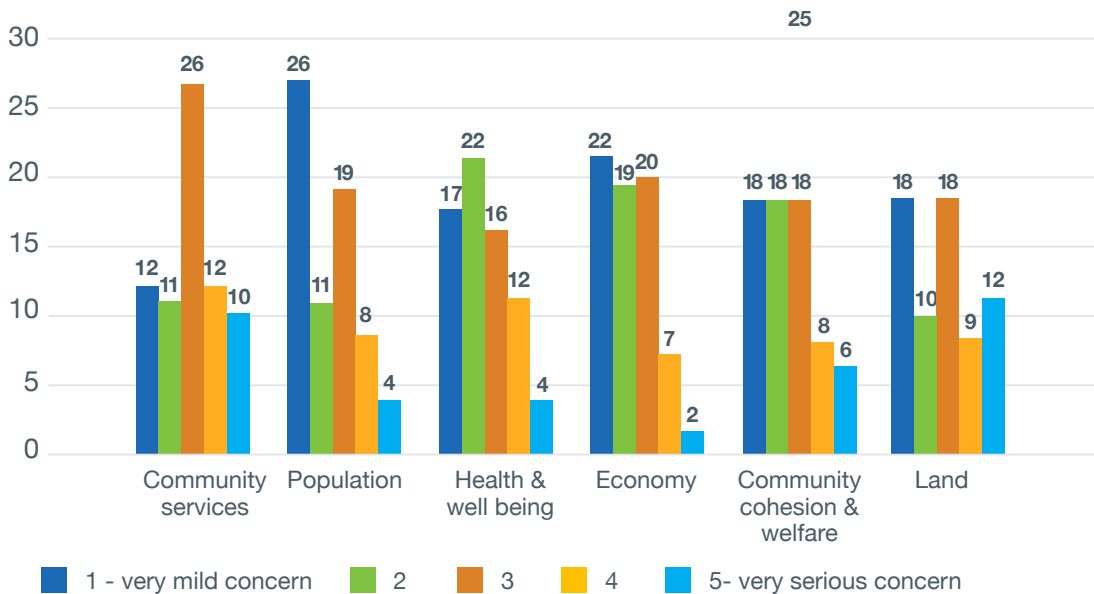


For each of the themes, most respondents just gave a general 1-5 rating of concern – these are recorded in the following two charts (each chart covering 6 of the 12 themes). Underneath the charts are tables recording any specific concerns that were mentioned for each theme (alongside a 1-5 rating of concern).

Roads, Transport, Environment, Crime, Technology



Community services, Population, Health & wellbeing, Economy, Community cohesion & welfare, Land



Roads comments:

Condition of roads – 5 rating	6	Conditions of roads – 4 rating	2
Condition of roads – 3 rating	2	Speeding – 5 rating	4
Too much traffic through town/village – 5 rating	4	Additional traffic from developments – 5 rating	1
Risk of expressway through village – 5 rating	1	HGV congestion and damage – 5 rating	1
Lack of safety – 3 rating	1	Lack of parking – no rating	1

Transport comments:			
Need better public transport – 5 rating	2	Need better public transport – 4 rating	3
Need better public transport – 3 rating	2	Need better bus service – 5 rating	2
Need better bus service – 3 rating	3	Need better bus service – 2 rating	1
Parked cars blocking way and causing hazard – 5 rating	1	Parked cars blocking way and causing hazard – 4 rating	1
Increasing traffic due to new developments – 5 rating	1	Potential loss of community bus due to lack of funding – 5 rating	1
Lack of community transport – 4 rating	1	Congestion in town – 4 rating	1
Withdrawal of bus subsidies threatens bus service – 3 rating	1	Bus service is very important – 2 rating	1
Good bus service which has increased due to new developments – 1 rating	1		

Environment comments:			
Loss of rural green spaces – 5 rating	2	Loss of rural green spaces – 4 rating	1
High air pollution levels – 5 rating	1	High air pollution levels – 4 rating	1
High air pollution levels – 3 rating	2	People littering/ dumping rubbish – 5 rating	1
People littering/ dumping rubbish – 3 rating	1	Climate change – 4 rating	1
Climate change – 2 rating	1	Flooding – 4 rating	1
Damage to verges by oversize vehicle -4 rating	1	Dangerous roads – 3 rating	1
Working with developer to improve green corridors and enhance environment – 3 rating	1	Becoming noisier – 2 rating	1
Too many cars – no rating	1		

Community Facilities Comments:			
Need new/ better village hall – 5 rating	2	Need new/ better village hall – 4 rating	1
Need new/ better village hall – 3 rating	1	Nothing for youth – 5 rating	1
Lack of village centre/hub – 4 rating	1	Lack of village centre/ hub – 2 rating	1
Lack of village shop – 4 rating	1	Loss of pub – 4 rating	1
Primary school places – 4 rating	1	Shop/ post office set to close – 3 rating	1
Diminishing use – 3 rating	1	Some facilities looking old/dated – 2 rating	1
Some facilities looking old/dated – 1 rating	1	Have to go outside parish – 2 rating	1
New sport and social club – 1 rating	1		

Crime Comments:			
Car/ van crime – 4 rating	1	Car/ van crime – 3 rating	1
Less police presence – 4 rating	1	Low level youth crime – 4 rating	1
Occasional house vandalism/ burglaries – 3 rating	2	Increase in vandalism – 3 rating	1
Increase in some crime likely to increase further with additional housing – 3 rating	1	Need protection for commercial premises from ram-raiders – 3 rating	1
Increase in burglaries – 2 rating	1	Rural crime (theft of livestock/ machinery) – 2 rating	1
Petty crime – no rating	1		

Technology Comments:			
Poor mobile/ broadband signals – 5 rating	3	Poor mobile/ broadband signals – 4 rating	3
Poor mobile/ broadband signals – 3 rating	3	Poor mobile/ broadband signals – 2 rating	1
Poor mobile/ broadband signals – 1 rating	1	Poor mobile/ broadband signals – no rating	1
Science park approved – 5 rating	1	Superfast broadband being implemented but expensive – 3 rating	1
Could be more – 3 rating	1	People who do not use technology are being left behind – 2 rating	1
Fast broadband available – 1 rating	1		

Community Services Comments:			
Need better bus service – 5 rating	1	Need better bus service – 4 rating	1
Nearby developments will stretch resources – 5 rating	1	Poor sewage system – 5 rating	1
Last in queue for everything – 5 rating	1	Diminishing volunteer base – 5 rating	1
Lack of support for older people – 4 rating	1	Social care – 4 rating	1
Community shop in temporary building – 4 rating	1	Lack of easy access – 3 rating	1
Improving, Parish Council more active – 2 rating	1	Diminishing use – 2 rating	1

Population Comments:			
Lack of improvements to infrastructure, especially with rapid growth in area – 5 rating	2	Potential development of land in area – 5 rating	2
Increased development in area – 4 rating	3	Lack of affordable housing – 4 rating	1
Ageing population – 4 rating	1	Too many Airbnb's – 4 rating	1
Would like population to remain at current level – 3 rating	1	Category C village would benefit from development – 2 rating	1
Only about 135 residential properties – no rating	1		

Health & Wellbeing Comments:			
Lack of easy access to services – 5 rating	2	Lack of easy access to services – 4 rating	1
Lack of easy access to services – 3 rating	1	Health services stretched – 5 rating	1
Ageing population – 4 rating	1	Ageing population – 3 rating	1
Traffic pollution – 3 rating	1	No local facilities – 2 rating	1

Economy Comments:			
Salaries too low for young people to afford housing – 5 rating	1	Unconstrained economic and population growth – 5 rating	1
Most jobs require commuting on congested roads – 4 rating	1	Heavily unbalanced – 4 rating	1
Lack of affordable housing – 3 rating	1	Lack of local jobs, especially skilled work – 3 rating	1
Lack of employment opportunities for young – 3 rating	1	Room for more business to start up – 3 rating	1
Uncertain times re Brexit/ recession – 3 rating	1		

Community Cohesion & Welfare Comments:

Reliant on volunteers – 4 rating	1	Lack of volunteers – 3 rating	2
Lack of volunteers – 2 rating	1	Lack of village centre – 3 rating	1
Few opportunities for young to stay in area – 3 rating	1	Integrating 3 new developments within village – 3 rating	1
Council working hard to integrate new community into village – 3 rating	1	New application for housing and development – 3 rating	1
Could be more – 3 rating	1	People who do not use technology are being left behind – 2 rating	1
Fast broadband available – 1 rating	1		

Land Comments:

NP should help to control land usage in village – 5 rating	1	Plans to build on green belt – 5 rating	1
Land promoters attacking village – 5 rating	1	Loss of rural approach to village – 5 rating	1
No land for growth – 4 rating	1	No land for growth – 1 rating	1
No control on developers – 3 rating	1	High property prices – 3 rating	1
Mostly farm land owned by one landowner – 3 rating	1		

53. What would you say are the things most missing in the parish/ town at the moment that would improve people's lives?

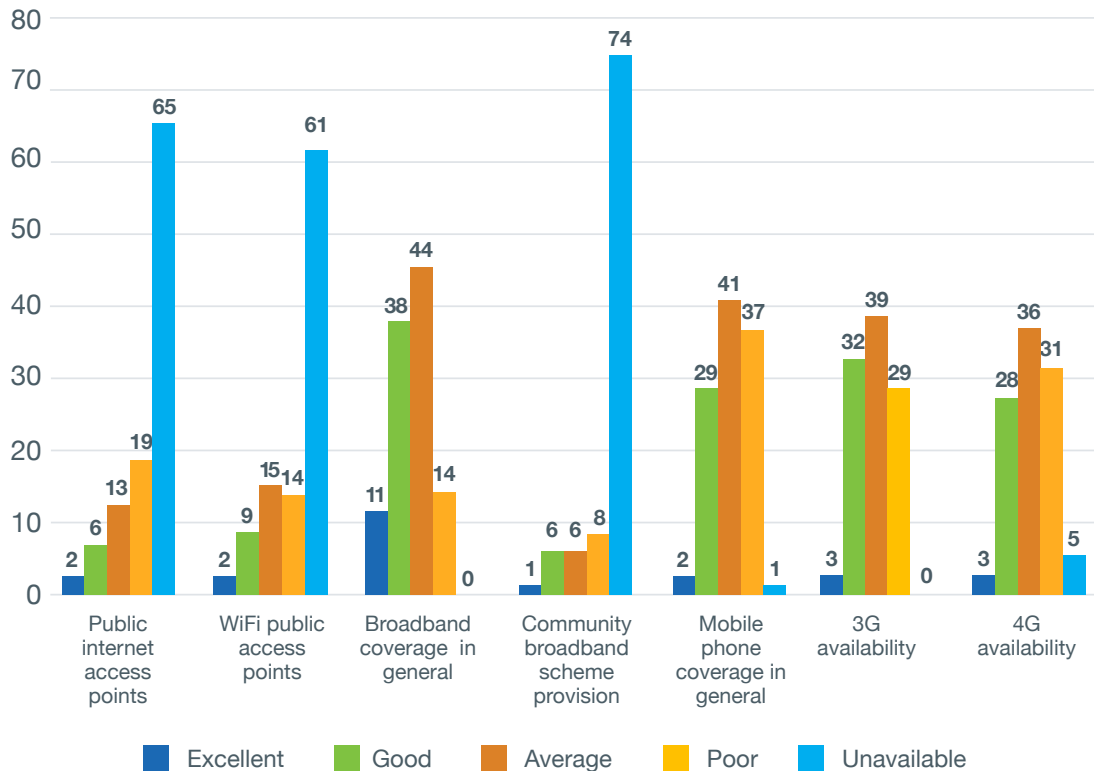
97 RESPONDENTS

Comments:			
Better public transport	43	Traffic calming	11
Village shop	10	Better roads/ road maintenance	10
Better provision for youth	7	More/ better pubs	6
More parking spaces	6	Better broadband	5
Better meeting spaces	4	Reduction of traffic/congestion	4
Better mobile signal	3	More police presence	3
More social/community events & activities	3	Better village hall	3
More health facilities	3	More affordable housing	3
Greater participation in running community services and facilities	3	Better housing	2
More sporting facilities	2	Cycle paths	2
Outdoor gym	2	Doctor's surgery	2
More retail facilities	2	Mobile library	2
More heart/ sense of community	2	Better drains	2
Better gas pipelines	1	Post Office	1
Sports pavilion	1	Accessible bus	1
Parking warden	1	Adult education	1
More support for older people	1	Increased dementia care	1
Children's sports clubs	1	More nursery provision	1
Better children's playground	1	Lack of young people	1

Sufficient space in primary school	1	Funds for preschool/wrap around care	1
Good Neighbour Scheme	1	Help with transport to hospital/doctors	1
Sufficient seats on school bus	1	Downsizing opportunities for older residents	1
Resident vicar	1	Better air quality	1
Gritting of main roads in winter	1	Enhancement of biodiversity	1
Greater understanding of rural isolation	1	Better communication between county, city and parish council	1
More democracy	1	Less bureaucracy	1
Threat of major housing developments	1	Completion of Gigaclear connections to all properties	1

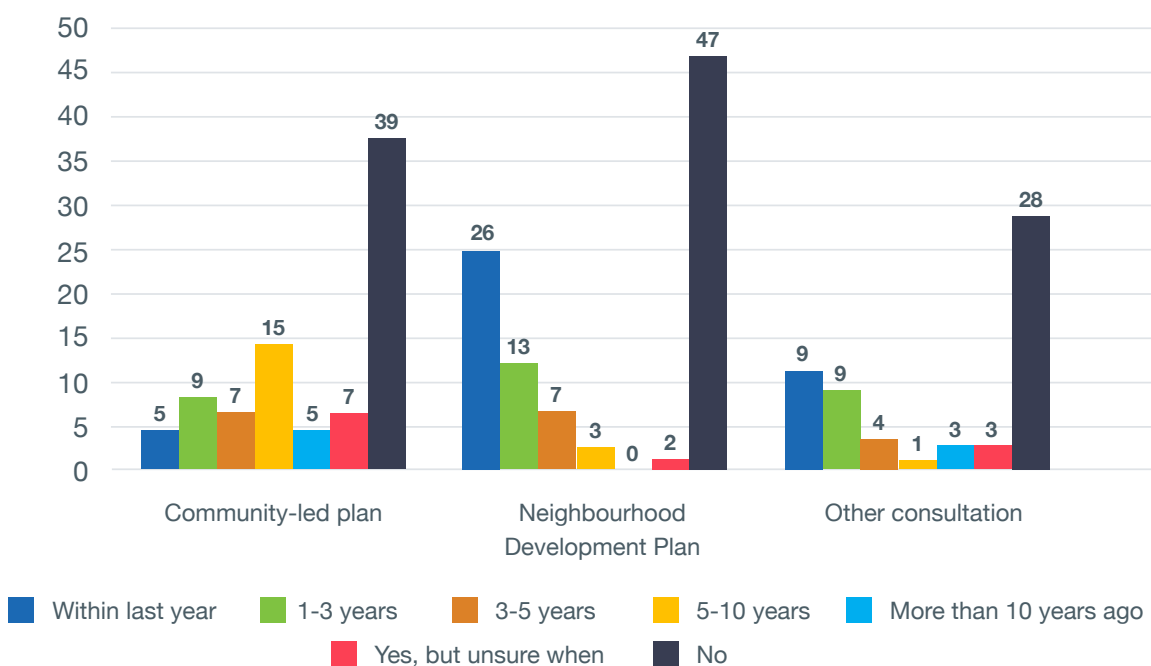
54. What is the quality of the following communication and technology services in the parish/town?

110 RESPONDENTS



55. Have any of the following been undertaken in the parish/town and, if so, when?

107 RESPONDENTS – 208 TOTAL CHOICES

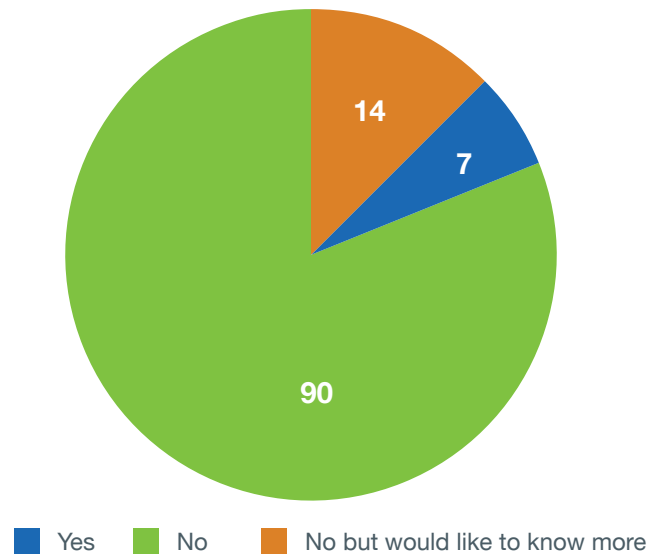


Other consultation – 26 responses:

Neighbourhood Plan	2	Village Appraisal	2
Speed limit consultation	2	Housing and community building development	2
Regular surveys	2	Neighbourhood Plan in preparation	1
Neighbourhood Plan stopped	1	Neighbourhood Plan of older people's housing needs	1
Environmental ideas	1	Sports facilities	1
New play equipment	1	Broadband	1
Flood plan	1	Community provisions	1
New SEN school	1	Re-building pavilion	1
Naming or roads in new developments	1	Snow task force	1
Parish planning exercise	1	Ad hoc single issues	1
Whenever asked	1	Objections to huge housing developments	1

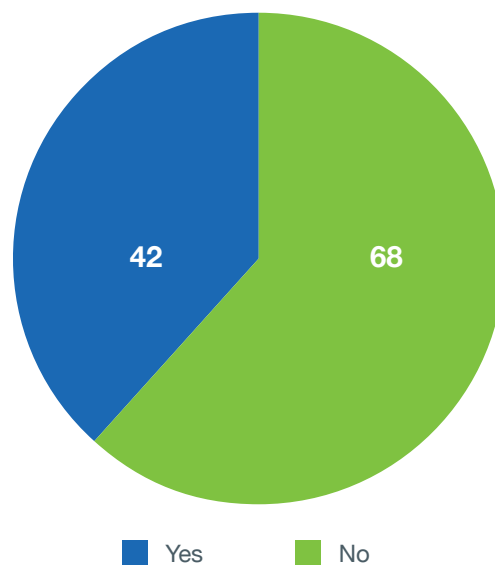
56. Has your parish/town declared a Climate Emergency?

111 RESPONDENTS



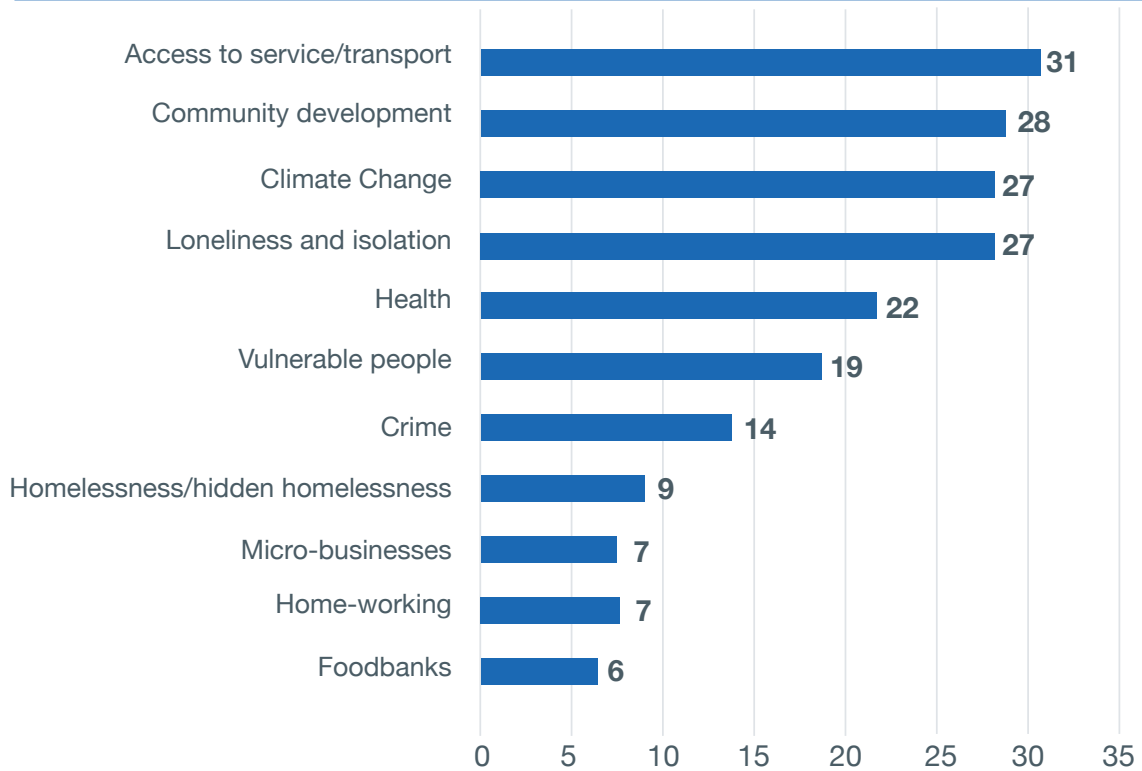
57. Would you be interested in participating in a CFO facilitated focus group to discuss the strengths and needs of rural/community services further?

110 RESPONDENTS



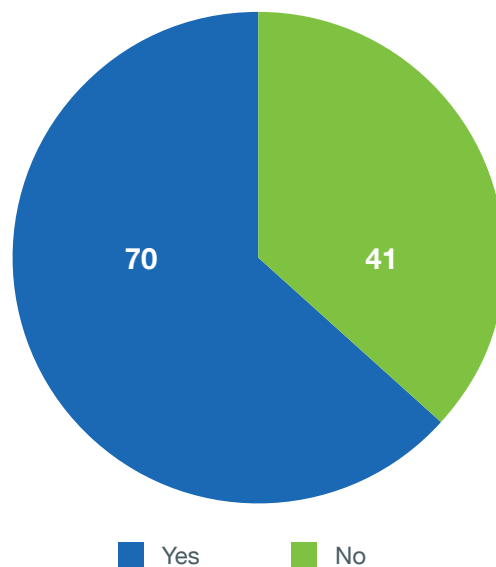
58. If you answered yes to the previous question, please tick the themes that would be of interest.

43 RESPONDENTS – 197 TOTAL CHOICES



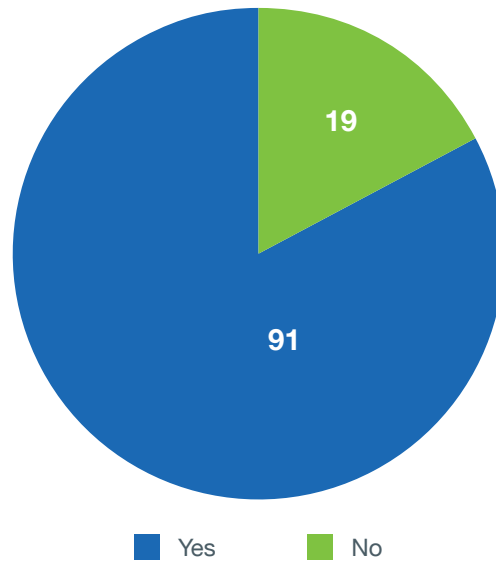
59. Would you like to know about the service and training opportunities that Community First Oxfordshire and other providers can offer to support your community in different ways?

111 RESPONDENTS



60. Are you happy for Community First Oxfordshire to contact you again in relation to this research?

110 RESPONDENTS



APPENDIX 1

Answers to Q1 – About you/your

Parish/town council or parish meeting:

Pishill with Stonor Parish Council	Bourton PC
Charlton On Otmoor	Parish council
Kidmore End Parish Council	Steeple Barton Parish Council
Charney Bassett	Launton
Brize Norton PARISH	Thame Town Council
Cropredy Parish Council	Wardington Parish Council
Westcote Barton Parish Meeting	Long Wittenham Parish Council
Salford Parish Council	Sydenham Parish Council
Freeland Parish Council	Standlake Parish Council
Parish Council	Aston, Cote, Shifford and Chimney Parish Council
Milton under Wychwood Parish Council	Fritwell Parish Council
Holwell Parish Meeting	Stanton St. John Parish Council
Weston on the Green Parish Council	Kennington Parish Council
Steventon	East Hagbourne
Churchill & Sarsden Parish Council	Kingham Parish Council
Piddington PC	Wallingford
Rotherfield Peppard Parish Council	Glympton Parish Meeting
Waterperry with Thomley	Bix & Assendon parish Council
Tetsworth Parish Council	Sandford-on-Thames
Parish Council	Old Marston Parish Council
Shipton-u-Wychwood	Finmere Parish Council
Kirtlington PC	Stoke Row
Chinnor Parish Council	Mollington
Garsington	Parish council
Warborough PC	Goring Heath Parish Council
East Hanney	Lewknor Parish Council
Spelsbury Parish Council	Finstock PC
	BAMPTON

Little Milton Parish Council	Longcot PC
Chadlington Parish Council	Tetsworth Parish Council
South Leigh	Chilson
Highmoor Parish Council	West Hendred Parish Council
Wheatley Parish Council	shiplake parish council
Watlington Parish Council	Burford Town Council
Charlton-on-Otmoor	Uffington Parish Council
Epwell	Sonning Common Parish
Drayton St Leonard	Longworth Parish Council
Wigginton parish council	Brize Norton
Beckley and Stowood Parish Council	The Bourtons PC [Cherwell]
Fifield Parish Meeting	Cuddesdon and Denton Parish Council
Merton PC	North Aston Parish Meeting
Stonesfield parish council	Hornton Parish Council
Radley Parish Council	Cassington Parish Council
Cholsey Parish Council	Clifton Hampden Parish Council
West Hanney Parish Council	Bloxham Parish Council Chairman
Duns Tew	South Stoke Parish Council
Ramsden	Oddington Parish Meeting
East Hendred Parish Council	Stratton Audley
Watchfield Parish Council	Swerford
Idbury parish	Parish
Mapledurham Parish Council	Middle Aston Parish meeting
Drayton (Abingdon) PC	Milton (Banbury) Parish Meeting
Hethe	Wytham Parish Meeting
Chalgrove Parish Council	Kencot Parish Meeting
Berrick Salome Parish Council	Drayton parish council
Blewbury Parish Council	Shrivenham

APPENDIX 2

Answers to Q31 – contact addresses for information services

Note: all personal emails have been deleted from the responses.

Parish/town council newsletter (49 respondents)

editor@kepc.info
clerk@brizenortonparishcouncil.co.uk
editor@church-of-st-mary-the-virgin-cropredy.org
clerk@salfordvillage.org.uk
thegossip@northnewington.info
miltonparishclerk@gmail.com
churchill.sarsden.pc@live.co.uk
shiptonalerts1@gmail.com
chinnorpc@btconnect.com
hanneynews@gmail.com
officemanager@leysnews.co.uk
editor@dornfreepress.com
Editor@launton.org
www.thametowncouncil.gov.uk
wardingtonwarbler@gmail.com
stantonstjohnpc@gmail.com
easthagbourneparishcouncil@gmail.com
Wallingford Town Council
parishclerk@finmerepc.org
www.mollingtonoxon-pc.gov.uk
goringheathnewsletter@gmail.com
grapevinemagazine@hotmail.com
South leigh news
clerk@wheatleyparishcouncil.gov.uk
clerk@stonesfieldpc.uk
clerk@radleyparish.org
clerk.cpc@outlook.com
hanneynews@gmail.com

clerk.dtpc@gmail.com
info@chalgrove-parish.org.uk
newsletter@westhendred.net
partishcouncil@uffington.net
Sevencoiceseditor@gmail.com
clerk@brizenortonparishcouncil.co.uk
broadsheet@hotmail.co.uk
Oxford
clerk@hornton.org.uk
Bloxham Broadsheet
swerfordnews@btinternet.com
admin@shrivenham.org

Parish / town newsletter or magazine (51 respondents)

clerk@brizenortonparishcouncil.co.uk
Cropredy Crier
centrepoinnews@hotmail.co.uk
freelandgrapevine@gmail.com
editor@thewychwood.co.uk
Peppard news
tetsworthnews@aol.com
Wychwood Magazine
kirtlingtonvillagenews@gmail.com
chinnorpump@hotmail.com
hanneynews@gmail.com
officemanager@leysnews.co.uk
editor@dornfreepress.com
www.thametowncouncil.gov.uk
wardingtonwarbler@gmail.com
standlakenews@gmail.com
www.kenningtonchronicle.org.uk/

hamletnews2013@gmail.com
Window on Wallingford
stokerownews@gmail.com
clerk@wheatleyparishcouncil.gov.uk
watlingtontimes@yahoo.co.uk
epwellechoeditors@gmail.com
clerk@stonesfieldpc.uk
radleynews@gmail.com
forty@piepower.co.uk
hanneynews@gmail.com
TheNewsTeam@outlook.com
link.chalberoke@yahoo.co.uk
tetsworthnews@aol.com
parishcouncil@uffington.net
Villagevoicesmag@gmail.com
cuddesdon.dentonnl@gmail.com
info@north-aston.co.uk
clerk@hornton.org.uk
bloxham.info/broadsheet
editor@southstoke.org.uk
swerfordnews@btinternet.com
editor@salife.co.uk
thenewsteam@outlook.com

Parish / town website (82 respondents)

www.pishillwithstonorpc.co.uk
webmaster@kepc.info
clerk@brizenortonparishcouncil.co.uk
<https://www.cropredyvillage.info>
www.salfordvillage.org.uk
www.freelandoxon.co.uk
north Newington.wordpress.com
<https://miltonunderwychwood-pc.gov.uk/>
www.westononthegreen-pc.gov.uk
steventon.info

www.churchillsarsden.com
[piddingtonvillageoxfordshire.org.uk/
parish-council.html](http://piddingtonvillageoxfordshire.org.uk/parish-council.html)
www.rppc.org.uk
clerk@tetsworthparishcouncil.co.uk
<http://waterperry.org/>
curbridgeandlewpc.org.uk
shiptonunderwychwood.org
www.chinnorparishcouncil.org
[http://www.garsingtonparish.org/
thehanneys.uk](http://www.garsingtonparish.org/thehanneys.uk)
www.blackbirdleysparishcouncil.gov.uk
<https://steeplebartonparishcouncil.org>
www.launton-pc.gov.uk
www.thametowncouncil.gov.uk
www.wardington.net
www.longwittenham.com
www.sydenhamvillage.co.uk
<http://www.standlakepc.org.uk>
[https://www.astonoxon.com/
fritwell.org.uk](https://www.astonoxon.com/fritwell.org.uk)
www.stanton st.john
kennington-pc.gov.uk
easthagbourne.net
www.kinghamoxfordshire.com
www.wallingford.co.uk
www.bixandassendon.org.uk
[https://www.hugofox.com/community/
sandford-on-thames-13626/home](https://www.hugofox.com/community/sandford-on-thames-13626/home)
www.oldmarston-pc.gov.uk
finmerepc.org
stokerow.org
www.mollingtooxon-pc.gov
www.goringheath.com
lewknor-pc.org.uk
www.littlemilton.org.uk

www.chadlington.com
South leigh.info
www.highmoorparish.org.uk
www.wheatleyparishcouncil.gov.uk
www.watlington.org
www.epwell.com
Www.draytonstleonard.org.uk
cllr-fazey@wigginton-oxon.org
www.beckley-and-stowood-pc.gov.uk
clerk@stonesfieldpc.uk
radleyvillage.org.uk
info@cholseyvillage.com
www.cholseyvillage.com
thehanneys.uk
dunstew.com
www.ramsdenvillage.co.uk
www.watchfield.org
http://www.draytonvillage.co.uk/
www.chalgrove-parish.org.uk
http://www.berrickandroke.org.uk/
parishcouncilclerk@westhendred.net
www.shiplakevillages.com
www.burford-tc.gov.uk
parishcouncil@uffington.net
longworthvillage.org.uk
https://brizenortonparishcouncil.co.uk
bourtons-cherwell-pc.gov.uk
cuddesdon.dentonpc@gmail.com
info@north-aston.co.uk
hornton.org.uk
www.thehorleyviews.com
www.bloxhamparishcouncil.co.uk
southstoke.org.uk
www.strattonaudley.org
https://www.steepleaston.org.uk
clerk@shrivenham.org

Public notice boards with village/town information (56 respondents)

Russells Water, Pishill, Stonor (3 boards)
clerk@kepc.info
clerk@brizenortonparishcouncil.co.uk
In High Street
miltonparishclerk@gmail.com
clerk@westononthegreen-pc.gov.uk
churchill.sarsden.pc@live.co.uk
Public can post information without
seeking permission
clerk@tetsworthparishcouncil.co.uk
at Post Office, Village green, allotments
chinnorpc@btconnect.com
At Village Hall
clerk@steeplebartonpc.org.uk
Parish Hall and free-standing between
The Bull and the Poplars
www.thametowncouncil.gov.uk
wardingtonparishcouncil@hotmail.co.uk
outside village shop
stantonstjohnpc@gmail.com
clerk@kennington-pc.gov.uk
3 for each hamlet
sandfordparish@gmail.com
clerk@oldmarston-pc.gov.uk
parishclerk@finmerepc.org
(or public can simply post things)
lmparishcouncil@btinternet.com
clerk@wheatleyparishcouncil.gov.uk
clerk@wigginton-oxon.org
clerk@stonesfieldpc.uk
clerk@radleyparish.org
parishclerkwesthanneypc@gmail.com
clerk.dtpc@gmail.com
parishclerk@hendred.org

info@watchfield.org
clerk@draytonpc.org
One in Roke and one in Berrick Salome.
clerk@tetsworthparishcouncil.co.uk
parishcouncilclerk@westhendred.net
Under Tolsey, Barns Lane,
Frethern Close, High Street
parishcouncil@uffington.net
At Village Hall & in bus shelter
clerk@brizenortonparishcouncil.co.uk
enquiries@bourtons-cherwell-pc.gov.uk
cuddesdon.dentonpc@gmail.com
secretary@north-aston.co.uk
clerk@hornton.org.uk
on bell lane and by the village hall
Clerk@SouthStoke.org.uk
matters@middleaston.org.uk
kencotparishmeet@btopenworld.com
clerk@shrivenham.org

**Email contact address
for parish/town clerk
(94 respondents)**

clerk@pishillwithstonorpc.co.uk
clerk@kepc.info
clerk@brizenortonparishcouncil.co.uk
westcotebartonpm@gmail.com
clerk@salfordvillage.org.uk
northnewingtonparishcouncil@gmail.com
miltonparishclerk@gmail.com
clerk@westononthegreen-pc.gov.uk
steventonpc@tiscali.co.uk
churchill.sarsden.pc@live.co.uk
piddington.parish.clerk@googlemail.com
clerk@tetsworthparishcouncil.co.uk
mail@waterperry.org
curbridgepc@hotmail.co.uk

clerk@shiptonunderwychwood.org
kirtlingtonclerk@gmail.com
chinnorpc@btconnect.com
gl-ehpc@gmail.com
clerk@spelsbury.org
clerk@blackbirdleysparishcouncil.gov.uk
clerk@steplebartonpc.org.uk
clerk@launton-pc.gov.uk
www.thametowncouncil.gov.uk
wardingtonparishcouncil@hotmail.co.uk
longwittpc@hotmail.co.uk
parishcouncil@sydenhamvillage.co.uk
clerk@standlakepc.org.uk
astonpc@live.co.uk
clerkfritwellparishcouncil@gmail.com
stantonstjohnpc@gmail.com
clerk@kennington-pc.gov.uk
easthagbourneparishcouncil@gmail.com
kinghamparishcouncil@gmail.com
townclerk@wallingfordtowncouncil.gov.uk
parishclerk@bixandassendon.org.uk
sandfordparish@gmail.com
clerk@oldmarston-pc.gov.uk
parishclerk@finmerepc.org
clerk@stokerow.info
clerk@mollingtonoxon-pc.gov.uk
goringng.heath.parish.council@gmail.com
lewknorparish@hotmail.co.uk
clerk@bamptonoxon-parishcouncil.gov.uk
lmparishcouncil@btinternet.com
chadlingtonparishcouncil@gmail.com
clerk@highmoorparish.org.uk
clerk@wheatleyparishcouncil.gov.uk
wpc@watlington-oxon-pc.gov.uk
epwellparishcouncil@gmail.com
clerk@wigginton-oxon.org

clerk@beckley-and-stowood-pc.gov.uk
catherine.lordlandry@gmail.com
clerk@stonesfieldpc.uk
clerk@radleyparish.org
clerk.cpc@outlook.com
parishclerkwesthanneypc@gmail.com
clerk.dtpc@gmail.com
clerkrpc@talktalk.net
parishclerk@hendred.org
clerk@watchfield.org
clerk@draytonpc.org
clerk@hethel.org
info@chalgrove-parish.org.uk
parish-clerk@berrickandroke.org.uk
blewburypc@gmail.com
clerk@tetsworthparishcouncil.co.uk
parishcouncilclerk@westhendred.net
clerk@shiplakepc.com
town.clerk@burford-tc.gov.uk
parishcouncil@uffington.net
clerk@sonningcommonparishcouncil.org.uk
Longworthpc@mail.com
cuddesdon.dentonpc@gmail.com
secretary@north-aston.co.uk
clerk@hornton.org.uk
horleyparishclerk@btinternet.com
bloxhamparishcouncil@gmail.com
Clerk@SouthStoke.org.uk
strattonaudley.parishclerk@gmail.com
swerfordclerk@btinternet.com
matters@middleeaston.org.uk
kencotparishmeet@btopenworld.com
clerk@shrivenham.org

Parish / town email (45 respondents)

clerk@pishillwithstonorpc.co.uk
clerk@brizenortonparishcouncil.co.uk
cropredypc@btinternet.com
northnewingtonparishcouncil@gmail.com
miltonparishclerk@gmail.com
clerk@westononthegreen-pc.gov.uk
steventonpc@tiscali.co.uk
Administered by MailChimp, join list
via village website
piddingtonvillageoxfordshire.
org.uk
clerk@shiptonunderwychwood.org
chinnorpc@btconnect.com
clerk@steeplebartonpc.org.uk
www.thametowncouncil.gov.uk
wardingtonparishcouncil@hotmail.co.uk
longwittpc@hotmail.co.uk
sydenham.mail@gmail.com
astonpc@live.co.uk
easthagbourneparishcouncil@gmail.com
queries@wallingfordtowncouncil.gov.uk
clerk@oldmarston-pc.gov.uk
parishclerk@finmerepc.org
chadlingtonparishcouncil@gmail.com
Highmoor Live
clerk@wheatleyparishcouncil.gov.uk
cllr-fazey@wigginton-oxon.org
clerk@stonesfieldpc.uk
clerk@radleyparish.org
parishclerkwesthanneypc@gmail.com
info@watchfield.org
info@chalgrove-parish.org.uk
town.clerk@burford-tc.gov.uk
parishcouncil@uffington.net
cuddesdon.dentonpc@gmail.com

clerk@hornton.org.uk
cassingtonclerk@gmail.com
bloxhamparishcouncil@gmail.com
Clerk@SouthStoke.org.uk
swerfordchair@btinternet.com
matters@middleeaston.org.uk
kencotparishmeet@btopenworld.com
Draytonparish@gmail.com
admin@shrivenham.org

Parish / town radio station (2 respondents)

www.thametowncouncil.gov.uk
Wallingford Radio

Twitter (5 respondents)

clerk@brizenortonparishcouncil.co.uk
<https://twitter.com/Piddingtonoxon>
www.thametowncouncil.gov.uk
@longfwittenhamPC
twitter.com/oldmarstonpc

Facebook (30 respondents)

clerk@brizenortonparishcouncil.co.uk
Cropredy Village Community Page
North Newington
<https://www.facebook.com/piddingtonoxfordshire>
<https://www.facebook.com/groups/833006153438492/>
chinnorpc@btconnect.com
Middle Barton Local
www.facebook.com/launtonvillage/
www.thametowncouncil.gov.uk
wardington community page
www.facebook.com/LongWittenham/
closed group
standlake village group page

@KenningtonParishCouncil
Kingham Parish Council
WallingfordTownCouncil
www.facebook.com/pages/Old-Marston-Parish-Council
Goring Heath Parish News
<https://www.facebook.com/Wheatleyvillage/>
<https://www.facebook.com/profile.php?id=100008310589288>
cllr-fazey@wigginton-oxon.org
West Hanney and East Hanney Community
www.facebook.com/pg/DraytonParishCouncil/
<https://www.facebook.com/Chalgrove-Parish-Council-121519104591155/>
Tetsworth Parish Council
Longworth village community
info@north-aston.co.uk
Bloxham Parish Council FB page
www.facebook.com/SouthStokeParish

Faith based newsletter (8 respondents)

editor@parishpump.net
parishmattersoxfordshire@gmail.com
www.thametowncouncil.gov.uk
marstontimes@gmail.com
shelswellparishes.info
<http://chalgrovechurch.org/>
www.thebridgeburford.co.uk

Other (4 respondents)

sandfordlink@gmail.com
The Hanney News publishes the newsletter from West Hanney Parish Council and the newsletter from St James the Great. The Hanneys website is a joint initiative with East Hanney Parish Council
www.thebridgeburford.co.uk

Community First Oxfordshire

South Stables

Worton Rectory Farm

Worton

Witney

OX29 4SU

P: 01865 883488

E: info@communityfirstoxon.org

W: www.communityfirstoxon.org

Registered in England

Company no. 2461552

Registered charity no. 900560

