

Deddington Parish Plan



October 2007

INDEX

| | <u>Page</u> |
|---|-------------|
| Introduction | 5 |
| Report Summary | 7 |
| Report Production | 10 |
| Parish Plan Findings and Recommendations | |
| Crime and Security | 15 |
| Sport and Recreation | 17 |
| Transport | 19 |
| Youth | 22 |
| Education | 25 |
| Children | 26 |
| Parish Finances and Policy | 28 |
| Services and Communication | 30 |
| Planning | 33 |
| Action Plan | 36 |
| Appendices | |
| Adult Questionnaire | 38 |
| Youth Questionnaire | 54 |



INTRODUCTION

In 2005 Deddington Parish Council provided the impetus to produce a parish plan, by creating a Parish Plan Working Group comprising a number of parish councillors and a number of local parishioners. This independent group has undertaken a wide ranging consultation exercise, produced and distributed two parish wide questionnaires, and produced the final village plan. A consultation exercise, covering the plan's conclusions and recommendations, has also been undertaken with the Parish, District, and County Councils.

Why produce a new Parish Plan?

- A Parish Plan brings together the views, needs and opinions of the whole community. It covers the social, economic and environmental issues of relevance to you and your neighbours. It sets out what is important, whether key facilities and services, or distinctive local character, and gives everyone a chance to guide future development. A concise action plan prioritises the issues raised, and sets out how they might be tackled. Parish planning has proved itself as a successful way for rural citizens to make their voices heard and get things done locally. This can lead to improved relationships with principal authorities and service providers.

I would personally like to thank the following members of the parish plan working group for their help in producing this report, which has required considerable effort over the past 18 months: Angus Alton, Jim Flux, Christopher Hall, Betty Hill, David Rollason, Pamela Ward and Jonathan Watts.

I would also like to thank the following people who have contributed to the report's production. The team of Deddington News deliverers for the distribution of the questionnaires, Bengal Spice, Peppers Pizza & Pasta, and The Unicorn for the donation of prizes for the questionnaire completion, the Parish Clerk for the data input, the Deddington News editor for the formatting of the final report, and for circulating the summary of its findings with the Deddington News. We are also indebted to Oxfordshire Rural Communities Council (ORCC) for their help and support at all stages during the preparation of this plan, and to the Government's Department for Farming, Environment and Rural Affairs (DEFRA) for providing grant funding for the costs of producing this plan. Finally I would like to thank all of you who live in the parish and who provided your thoughts and views, which are reflected in this final report.

Responsibility of implementing this plan has been passed to the Parish Council, who may establish new working groups to take some of the ideas forward. If anyone feels inspired by the findings of this report and would like to take part in any of the action points listed, please contact the Parish Clerk (tel: 01869 337447). It is planned that the Parish Council will review progress towards the recommendations of this report, each year, at the annual Parish Meeting (normally in May).

Martin Squires

Chair of Parish Plan Working Group

REPORT SUMMARY

The working group believes that the final village plan is a representative view of local residents into the main issues that affect where they live. The working group hopes that the views of the local residents, as outlined in this plan, are heeded by all the local authorities when decisions are taken that affect this parish. The principal findings of our report can be summarised as follows:

- *Crime and Security.* Overall people felt safe within the parish of Deddington with only 18% (87) of respondents expressing any concern about personal safety in any areas within the parish. Relatively strong support was expressed for a neighbourhood watch scheme, with 49% (231) of respondents in favour. In terms of improving security within the parish, over 50% (249) of respondents supported a more obvious police presence, CCTV at the windmill centre (244), and more activities for young people (223). Consequently the Parish Plan **recommends** that the Parish Council consider re-launching the parish wide neighbourhood watch scheme, and liaising with Thames Valley Police over their new Neighbourhood Management initiative. In terms of improving security, CCTV equipment and/or funding a Community Support Officer to improve the police presence are both expensive options, and consequently should be set against the fact that more than three quarters of respondents already feel safe within the parish. Consequently we recommend that the Parish Council look initially into the lower cost option of providing more activities for young people, before pursuing the other higher cost alternatives.
- *Sport and Recreation.* Over 90% of respondents are satisfied with sport and recreation facilities on offer within the parish. A minority of respondents (10%) felt they might take part in more activities if they were publicised better. Consequently the Parish Plan **recommends** that sports and leisure clubs look to improve their publicity within the parish. There would appear to be demand for the start-up of a new rambling and/or a new gardening club within the parish.
- *Transport.* The parish of Deddington is essentially a commuter parish with 69% (211) of respondents working outside the parish. There is also a high reliance (72%) on the car as the means of getting to work. Parking is highlighted as a major concern within the parish with 74% (344) of respondents having problems with parking. Excess traffic speeds were also highlighted as a major concern, and several speed control measures were listed in the questionnaire. The one with clearly the most support from respondents was for flashing warning signs favoured by 62% (313). Consequently the Parish Plan **recommends** that the Parish and County Council look into providing flashing warning signs. Further investigation into the most favoured locations should be undertaken. The County Council should also consider safety improvements to Deddington pinch point. The District Council should prioritise parking as a planning issue,

and additional parking should be incorporated in new developments. In the longer term, improved facilities for cyclists across the parish should be considered.

- *Children, Youth and Education.* The views of children under the age of 11 were ascertained through a project run by the local primary school. This highlighted that there are concerns over traffic speeds in Earls Lane, and consideration should be given to providing a new pedestrian crossing opposite the school. Youth views were ascertained using a separate questionnaire. 79% of respondents said that there was not enough for young people to do in the parish, and 33% of respondents have problems getting transport or lifts that go to other places. Consequently the Parish Plan **recommends** that the Parish Council look into providing improved facilities for young people within the parish. The District Council should look at undertaking a trial of late night bus services to Banbury. In terms of education within the parish, improvements favoured were adult evening classes (68%), and more after school activities (54%) and holiday schemes (43%). Consequently the Parish Plan **recommends** that both the School and Partnership Foundation Stage Unit continue look into the provision of after school clubs and a holiday play scheme, and that the County Council should look into the possibilities of holding adult education classes within the parish.
- *Parish Finances and Policy.* There was very strong support by 83% (384) of the respondents for the current fiscal policy of the PC to be maintained. The policy of reduced grass cutting was also strongly supported across the parish, with 72% (355) of respondents preferring this option. The opinion on whether the War Memorial should be moved was almost exactly split with 49.9% (252) in favour of a move as opposed to 50.1% (253) against. On the question of whether money should be allocated to changing the recreational use of the Castle Grounds, opinion was also somewhat divided with 41% (207) favouring the creation of a nature reserve against 34% (171) supporting leaving it as it currently is. The idea for an annual event drew a strong 86% (365) response in favour of a village wide fete. Consequently the Parish Plan **recommends** that Parish Council should maintain its current fiscal policy and should maintain its reduced grass-cutting policy. The war memorial should be left in its current location, although the Parish Council and Parochial Church Council should look to improve access with better paths and signage. The Parish Council should undertake a review of the possibilities of creating a nature reserve at the Castle Grounds, although support does not appear to be strong enough to spend any capital reserves on such a project. The Parish Council should look to act as a facilitator between other parish organisations towards the creation of a parish wide fete.
- *Services and Communication.* As regards health services, local residents appear to be very mobile as more than 80% have never had difficulty getting to the hospital (376), doctor (384), optician (370) and dentist (365). As regards environmental services, good or reasonable was the verdict of over 80% of

respondents on all services and no specific problem areas could be identified. Looking at shops and services within the parish, 98% (498) of respondents rated the shopping facilities good/reasonable overall.

The Library is not used by 30% (154), and the Windmill Centre not used by a surprisingly high 27% (139) of respondents. In terms of local information, 93% (470) of respondents rated the amount of local information good/reasonable with 98% reliant on the Deddington News. Looking at the parishes elected representatives, 76% (356) felt that the Parish Council was fully or quite aware of local concerns, compared with 51% (237) for the District Council, 30% (141) for the County Council, and 32% (150) for the local MP. Consequently the Parish Plan **recommends** that the Windmill Centre (and the clubs and societies using it) should look at optimising the use of its facilities. Both the County Council and the MP should look into why only one third of parishioners believe that they are aware of local concerns, and consideration should be given to holding local 'surgeries', or drop-in events.

- **Planning.** In terms of new housing development within the parish, three major developments totaling just under 100 houses have been undertaken in the last ten years. This scale of development was regarded as about right by 64% (331) of respondents. A further 22% (111) thought that the development was too high because the type of housing was biased towards large executive homes. Looking forward, if further new housing was planned for the parish, there was a strong feeling by respondents that low cost houses along with houses for young people should predominate. Consequently the Parish Plan **recommends** that the District Council should note that there is support across the parish for limited new housing of about 100 units over the next ten years targeted at low cost homes for young people. There is no support for further developments of large executive style housing. The District Council should note that the parish plan considers that the best sites for new development between now and 2026, are those adjacent to Wimborne Close, Macklay Close, and Gaveston Gardens. In terms of other related planning issues going forward, the following are regarded as a priority by residents: the removal of some through traffic from Hempton Road; the provision of local traffic calming measures; a new purpose built school should be considered as part of any plan for substantial new housing together with safer walking routes being provided for pupils; any development that frees up a site near the village centre should be considered to provide a village car park; improvements to the water supply and sewer system will properly be needed if any more demands on it are created; and finally pressures on the Health Centre could occur if substantial new housing is added to its catchment area.

Finally, when respondents were asked "*What is most important about Deddington?*" 81% (403) said the community, 13% (65) the environment, and 2% (12) the location. This proves beyond doubt that it's the people who live in Deddington which makes this a great place to live.



REPORT PRODUCTION

Background

The parish of Deddington, Clifton and Hempton, is located in the heart of England, on the edge of the Cotswolds Outstanding area of Natural Beauty. Deddington is the principal settlement in the parish, whilst Clifton and Hempton are two nearby hamlets. The parish lies south of Banbury and close to the M40.

In terms of character, its settlement centres comprise attractive and picturesque houses of honey-coloured ironstone, with a history going back to at least Saxon times. These central areas are currently protected as conservation areas in the local area development plans. All three settlements are surrounded by newer developments of housing, as the local population has expanded significantly over the past forty years.

The community benefits from a wide range of social activities and a thriving business community. Village facilities include three churches or chapels, a school, health centre, library, fire service, shops, hotels, pubs, restaurants and housing from the 14th century to modern. The majority of these are located within Deddington itself. The multi-purpose Windmill Community Centre complex on the Hempton Road provides the parish with a wide range of sports and recreational facilities.

Formulation of the Plan

In order to produce a representative parish plan, the working group has undertaken a wide-ranging consultation exercise across the parish. This has involved three open meetings in each of the main population centres in the parish. These meetings were heavily promoted and included the hand delivery of a flier to each house prior to the meetings. As a consequence the turnout at these meetings averaged 12% (of the electorate), which was considered good when compared to the typical turnout at the annual parish meeting of just 4%.

Following the open meetings, the group has contacted every local organisation and club operating within the parish (38 in total). This has included youth clubs, young children/childcare groups, children's activity groups, arts and craft groups, sports organisations, local societies, women's groups; older persons' support groups, religious groups, healthcare and parish services groups (e.g. Library). We believe that the relatively strong community spirit within our parish results in upwards of two-thirds of the parish population being involved in at least one of these organisations. Each group was provided with a feedback/views form to complete. Where requested, these clubs/organisations have also had a presentation from the working group.

Following this consultation process, the group undertook two parish wide questionnaires separately focussed on both adults and youths living in the parish. (*see appendices*) The majority of the children in the parish aged 5-11 have provided feedback through a special extra-curricular project in the local school, which was supported by the working group. As a consequence of these activities we believe that everyone aged over five within the parish has had the opportunity to provide their views towards the production of this parish plan.

Separately in the summer of 2006, the Parish Council called a special meeting to review the draft recommendations of Cherwell District Council's Development Plan up to 2026. Over 150 parishioners attended this meeting, and its conclusions are included within this report.

Successful grant applications to central government have covered the costs of producing this parish plan.



Parish Questionnaires - Summary

A total of 294 adult household questionnaires were returned, out of a total number of households in the parish of approximately 1000. This represents a return rate of a little under 30% which compares favorably with typical response rates for a questionnaire of this type, but was lower than the rate for the previous Parish Appraisal in 1994 (a remarkable 66%). Of the questionnaires returned, 80% came from Deddington, with 24 (just under 10%) coming from Clifton and 32 (just over 10%) from Hempton. This reasonably reflects the split of population between these three settlements with approximately 81% of households located in Deddington, 11% in Hempton, and 8% in Clifton.

Almost all of the responses (98%) came from people for whom their residence in the parish is their main residence. Over 50% of those were those who lived in detached houses. There was an average of 3.5 bedrooms per household.

The households that responded contained a total of 685 people, representing about 26% of the population of the parish (based on the 2001 census). Of these, 46.5% were male and 53.5% female, although of the 483 responses from those aged 11 or over who gave detailed information, the split was 48.6% male, 51.4% female. This is very similar to the situation in the parish as a whole (48% male; 52% female). There was a higher proportion of responses from people aged 65 or over (just over 27% for both males and females, against 18% in the census). This slightly distorts the results obtained from the questionnaires.

Only a small proportion (6.8%) of respondents had lived in the parish for less than a year, with just over a fifth living here for between 1-5 years, almost exactly a third between 5 and 15 years, with the remainder for longer than that.

Almost all of the children below 11 seem to attend the educational facilities within the village, with 98 children aged 10 or below attending either the toddlers' group, the pre-school or the primary school, and only 7 attending an independent preparatory school. At secondary age, the picture is more complicated with somewhat over a half of the secondary age children (58%) attending the Warriner, which has no Sixth form. The rest are evenly divided between the independent sector and other state secondary schools.

There were very similar numbers of respondents who were retired (39.6%) and working as an employee (36.2%) with a further 14.1% self-employed. This reflects the high proportion of respondents in the 65 or over age group.



Report Structure

To aid clarity, the findings from both the parish-wide questionnaires, and the other consultation exercises, have been divided into the following sections:

- Crime and Security
- Sport and Recreation
- Planning
- Transport
- Youth
- Education
- Children
- Parish Finances and Policy
- Services and Communications
- Other Issues

Conclusions and plan recommendations are contained within each section of the report. An action plan is at the end of the report.

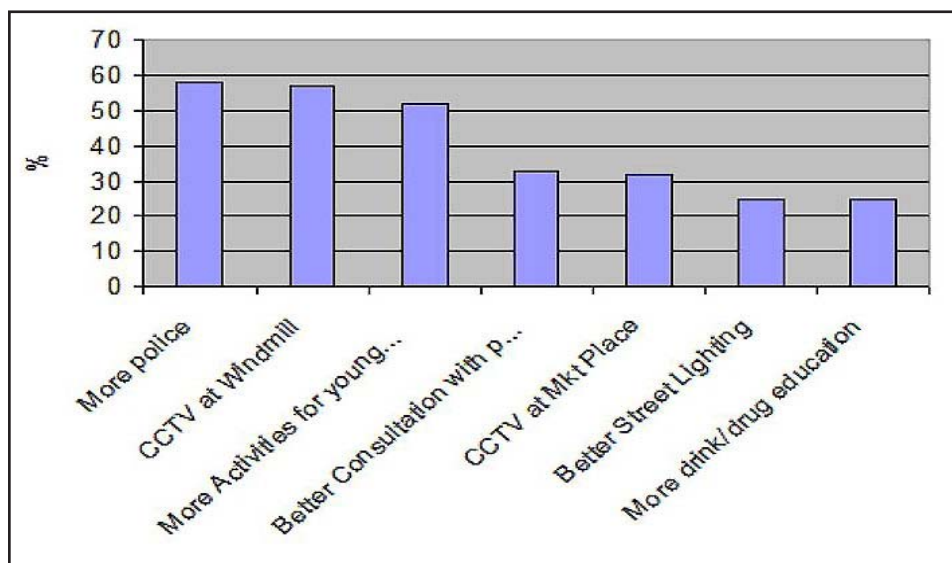
PARISH PLAN FINDINGS and RECOMMENDATIONS

Crime and Security



Overall people felt safe within the parish of Deddington with only 18% (87) of respondents expressing any concern about personal safety in any areas within the parish. Those areas that were identified as a concern (excluding those relating purely to traffic risk) were largely linked to the lack of good street lighting in the evening or at night. Whilst across the parish as a whole 88% (450) of respondents felt that

street lighting was at least adequate, the responses highlighted a number of problem areas. These were the Stile, Windmill Centre (including the presence of groups of teenagers), the alley way to the Daedings, Clifton to Deddington footpath, the Tchure, and the upper end of the main road in Clifton.



Relatively strong support was expressed for a neighbourhood watch scheme, with 49% (231) of respondents in favour as opposed to 32% (152) against.

In terms of improving security within the parish, over 50% (249) of respondents supported a more obvious police presence, CCTV at the windmill centre (244), and more activities for young people (223). Given the statements above on the areas where people felt unsafe, it was not surprising that 26% (110) of respondents favoured improved street lighting.

Other comments received expressed concern over levels of youth drinking in the Market Square, at the Windmill Centre, and at the Castle Grounds. Younger people within the parish also expressed concerns over safety at the Windmill Centre because of drug dealing (see Youth section).

Recently the Parish Council has met with Thames Valley Police to discuss local vandalism and the formation of a neighbourhood action group. Additionally a leaflet outlining the cost of vandalism in the parish over the past year has been circulated to all householders, with an appeal for information on the culprits.

Conclusions and Recommendations

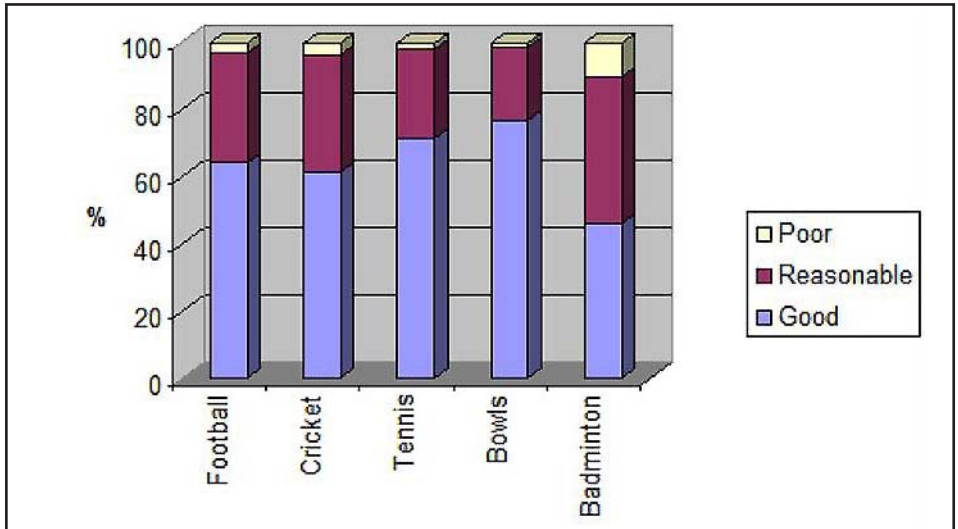
- Parish Council to consider re-launching the parish wide neighbourhood watch scheme. Community involvement to be sought through creating a new community volunteer group. Parish Council to consider forming a neighbourhood action group, again comprising local volunteers, under the new neighbourhood management initiative from Thames Valley Police. Advice on this initiative to be also sought from Cherwell District Council.
- In terms of improving security, the most favoured options are an improved police presence and CCTV at the Windmill Centre. CCTV equipment and/or funding a Community Support Officer to improve the police presence are both expensive options, and consequently should be set against the fact that three quarters of respondents already feel safe within the parish. Overall we recommend that the Parish Council look initially into the lower cost option of providing more activities for young people, before pursuing the other higher cost alternatives.

It should be noted that the Parish Council has agreed the provision of a new youth play facility (Teen Scene) at the Windmill Centre.

Sport and Recreation



Stripping out those respondents with no opinion, presumably because they do not undertake the relevant sports activities, we have the following views, on the quality of the sports facilities that are provided in the parish.



As can be seen from the above chart, the majority of respondents appear to be well satisfied with the facilities on offer within the parish. On a relative basis, bowls and tennis players are the most satisfied, whilst badminton players are the least.

If people are not undertaking sports activities, it would appear to be because they do not want to (86%), rather than being prevented in some way from taking part. However, 10% (39) felt that they would find it easier to take part, if the publicity about the sports activities was better. This suggests that in general people can access sport facilities within the parish or surrounding area if they wish.

Half the respondents felt that the facilities within the children's playground were either good (66) or reasonable (145). The 45% (194) with no opinion would suggest that around half the respondents of the survey are users (their children/grand children) of these facilities.

Looking at which new clubs or activities might be supported within the parish, 98 people would be interested in a rambling club, 83 people in a gardening club, 61 in the university of the third age, and 54 in creative arts for children. All other options had fewer than 50 responses.

In terms of leisure activities the reasons for not taking part mirror those of sports activities: 81% (247) do not want to; and 15% (45) might if publicity was better.

Conclusions and Recommendations

- Look at encouraging the start-up of new rambling and gardening clubs, possibly through the Deddington News.
- Recommend that sports and leisure clubs look to improve their publicity within the parish.

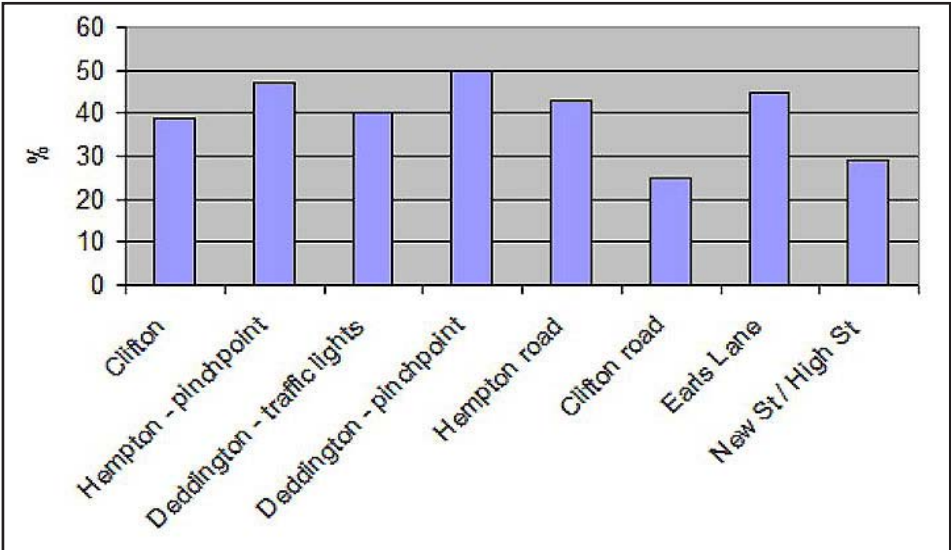
Transport



The parish of Deddington is essentially a commuter parish with 69% (211) of respondents working outside the parish; many of them well outside the county boundary. This places a high reliance on the private car for transport, with the main means of transport to work a car/van at 72% (274) whilst public buses and trains are used respectively by only 4% (15) and 3% (12) of respondents. Nobody uses a bicycle as the main means of transport. 92% (466) of respondents are drivers with daytime access to a vehicle, which is reflected in an average of 1.6 cars per household within the parish. 6% (28) of respondents reported regular transport difficulties when traveling to other places and this figure rises to 27% (132) when those experiencing occasional difficulties are also included. Over 60% use a vehicle for leisure (316) and shopping (295). 9% (43) of respondents use a vehicle for transporting children to and from school or college.

Parking is highlighted as a major concern within the parish. 74% (344) of respondents have problems with parking in the Parish and, of this figure, 22% (102) report having regular problems. This correlates with the fact that 20% of people within the parish are reliant on street parking. Street parking is also considered a safety risk by 47% (234) of respondents, and no problem by 38% (188) of respondents. 15% had no opinion. The introduction of some form of parking control was favoured by 54% (274) of respondents, compared to 38% (179) against. More radical solutions to parking and traffic problems were not supported. A majority of 63% (304) of respondents would not support the closure to through traffic between Hudson Street and New Street and the consequent re-routing of the bus service to New Street. An even larger 78% (366) majority was against the idea of closing St Thomas Street at New Street.

Excess traffic speeds have been highlighted as a major concern across the parish. Road safety was a concern of many respondents. Of the danger spots listed in the questionnaire, The Deddington pinch point was seen as a concern by 50% (225) of respondents who would support action to improve its road safety. All other danger spots would receive support from a significant minority of respondents. Narrow pavements at the traffic lights, a lack of a footpath at the bottom of Clifton to access the canal and a pedestrian crossing point on High Street also received significant support at the open meetings. Several speed control measures were listed in the questionnaire; the one with clearly the most support from respondents was flashing warning signs, favoured by 62% (313).



A minority of respondents uses existing transport services on a weekly or more frequent basis. For example, 8% (29) of the respondents used the bus at least weekly. Only 2% (8) use it daily. However, the results for usage of transport services on at least a monthly basis indicate that buses, trains and coaches are used by a significant minority of respondents on an infrequent basis. In fact most respondents use transport services with only 2% (7) claiming not to use any public transport. Bus usage is mainly limited to shopping trips. The bus service is rated as *good* or *reasonable* by a majority of respondents in terms of route, timetable, reliability, and cost. It was noted as poor in terms of access for those with disabilities by a majority of respondents who expressed an opinion.

Cyclists are poorly catered for in the Parish, according to the majority of respondents expressing an opinion, whilst a majority find the pedestrian facilities good or reasonable. Opinion was divided on the user-friendly nature of pavements for people with disabilities, push-chairs, and wheelchairs. Roads, pavements, and verges were found to be *good* or *reasonable* by a majority of respondents.

Conclusions and Recommendations

- Parish and County Council to look into providing flashing warning signs re speed. Further investigation into the most favoured locations (as highlighted in the above table) should be undertaken.
- County Council to consider safety improvements to Deddington pinch point.
- District Council to prioritise parking as a planning issue. Additional parking should be incorporated in new developments.
- In the longer term improved facilities for cyclists across the parish should be considered.

It should be noted that during the production of this plan – the Parish and County Council have already dealt with three important local traffic concerns. These are the completion of the footpath link into Clifton, and the pedestrian crossings at the traffic lights and on the Hempton Road.

Youth



Obtaining the views of the younger people within the parish is a difficult task, and a youth questionnaire was circulated to every household. The response rate was good, and comparable to the overall adult response rate. In the key 11-15 teen age group we had 35 respondents representing approximately 30% of the population of that age group within the parish (based on 2001 figures).

Overall 49 individuals contributed to the 37 questionnaires that were returned. Not all questionnaires were fully completed, but based on the responses, 64% were male and 36% female. Over 70% of the respondents were aged 11-15. 84% of respondents had lived in the parish for 6 years or longer. Deddington was the home village of the majority of the respondents (90%), and a further 8% from Clifton. Only one questionnaire was returned from Hempton. In addition to the questionnaire the group obtained the views of the 40 children that regularly attend the parish youth club (aged 10-15). Overall the working group feel that they have obtained the representative views of the youth of the parish.

Most respondents were at primary or secondary school with 6% attending a Sixth form or college. Over half the respondents attended the Warriner School

and a further 18% Deddington Primary School. A significant majority of 76% of respondents rated their school as either *very good* or *good*. 77% of respondents traveled to school by bus. No one cycled to school. 13% traveled by car. 83% of those traveling by bus or car did so because of the distances involved.

Respondents were asked to look at a list of 18 different facilities and activities and rank them in order of importance. Not all respondents answered this question and of those who did answer it, not all did so in full. The church and Brownies/Guides were thought to be the most important activity and facility. Respondents were asked what new and improved facilities they would really like to see in the village. The answers were many and varied. A half-pipe for BMX/skate boards had repeated mentions, as did a swimming pool.

Asked to rate four parish facilities, the Library, Windmill Centre building, and sports field were rated good and the playgrounds average. When asked which of these facilities should be improved, respondents were split between the playgrounds and the sports field. Respondents were then asked how these facilities could be improved. Again, a demand for BMX half-pipes together with a better BMX track were recorded along with requests for a rugby pitch or posts, cricket nets, more football pitches, better and cleaner play equipment among other things.

79% of respondents said that there was not enough for young people to do in the Parish and 33% of respondents have problems getting transport or lifts that go to other places. Interestingly this correlates with a high percentage of adults in the adult questionnaire, who also felt that there were not enough youth facilities in the parish. 76% had not used public transport (bus) in the parish in the last month. The infrequency of public transport was the main reason for not using it although some of the respondents would be below an age where they could reasonably be expected to make independent use of the bus. Improvements suggested for public transport included a better, clearer timetable with buses to and from Banbury that ran every 30 minutes until at least 8pm. There was also a request for a Clifton bus service.

83% of respondents feel safe on the roads and footpaths in the parish. When asked where they would like to see road and footpath improvements, The Windmill Centre, Clifton to Deddington, Hempton Road, Earls Lane, and the traffic lights all received multiple mentions.

Excluding traffic issues, several respondents mentioned that the Windmill Centre area was an unsafe place to be because of drug dealing and there were multiple requests for more lighting. Again a similar request for improved lighting at the

Windmill Centre was expressed in the adult questionnaire. The Castle Grounds was the other area mentioned as being unsafe because of its relatively isolated location.

57% of respondents thought that there was no problem with vandalism in the Parish and 62% also thought there was no problem with litter. Several suggestions were put forward for curbing littering and vandalism. CCTV, more bins, and a better police presence were suggestions.

94% of respondents had access to a home computer but still a majority of 65% said they would like more access to computers in the Parish.

Only 25% of respondents said that when the time came they would like to buy or rent a home in the Parish. The remainder either thought they would not want to do this or did not know. With hindsight, this was quite a forward thinking question for young people to answer.

Finally, respondents were asked to comment on the advantages and disadvantages of living in the parish for a young person. Many took the time to record their thoughts. The most widely expressed disadvantages were a lack of things to do and anti-social behavior/drug dealing/taking. Of the advantages, many expressed a similar sentiment to this verbatim quote: "Lovely atmosphere, (I) feel safe and happy."

Conclusions and Recommendations

- Parish Council to look into providing improved facilities for young people within the parish. Particular emphasis should be placed on the playgrounds and sports field facilities. Some form of skateboard facility should be considered.
- Parish Council to continue to support existing youth facilities within the parish, particularly the local youth club.
- District Council to look at undertaking a trial of late night bus services to Banbury.

It should be noted that the Parish Council has agreed the provision of a new youth play facility (Teen Scene) at the Windmill Centre.

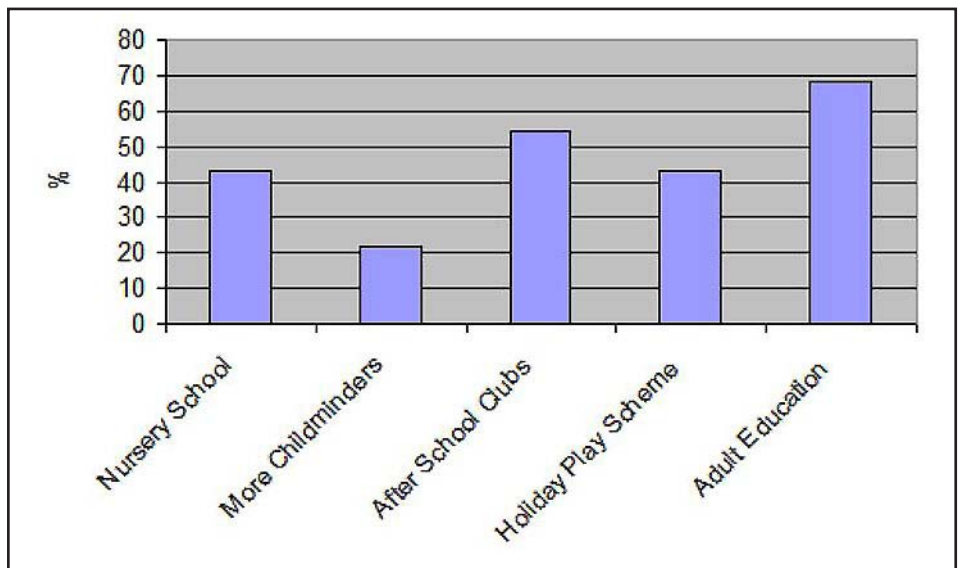
Education



The vast majority of 84% (433) respondents thought that Deddington School was very important to the local community.

According to respondents, Deddington could improve on the educational facilities offered. 68% (208) felt that adult evening education classes were needed. 54% (166) felt there was a need for after school clubs and 43% (133) a holiday play scheme. 42% (130) expressed a need for a nursery school and

22% (68) more registered child minders. A majority of respondents in the main questionnaire had no opinion on youth facilities in the parish. Of those that did express an opinion, Scouts and Boys' Brigade were judged *reasonable* or better by all respondents. The Youth Club was rated as *reasonable* or better by 98% (93) of respondents expressing an opinion.



It should be noted that since the preparation of this report, Deddington's pre-school facilities have been re-organised into two separate units, a new Partnership Foundation Stage Unit (PFSU) unit at the school, and an expanded Nursery at the old site. This has improved the provision of pre-school education within the parish. At present this does not extend to breakfast and after school care, or to full holiday cover.

Conclusions and Recommendations

- We recommend that both the School and PFSU continue look into the provision of after school clubs and a holiday play scheme.
- County Council should look into the possibilities of holding adult education classes within the parish.

Children



Ascertaining the views of children under the age of 11 was undertaken in conjunction with the local primary school. Deddington School really got behind the idea of a parish plan. All ages from Foundation through to Year 5 (9-10 year olds) were involved using various methods to record their views. They showed care and vision that belied their years.

The Foundation Stage children liked the play area and drew wonderful pictures of a swimming pool.

Foundation Stage 1 created booklets full of bright, colourful illustrations. Issues that concerned them were busy roads and a lack, at the time, of safe crossing places. Dog poo was also a concern. No surprises as small children's eyes are literally closer to the ground. The children also thought a swimming pool would be popular.

Years 1 and 2 thought that changes in the park were needed. There was one request for less mud at the Windmill Centre but the Parish Council would have great difficulty in controlling the rainfall that creates the mud. A request for the Windmill Centre to have clean windows that are not broken seemed to be very reasonable and sensible.

Year 3 was also concerned about busy roads and one contributor sketched out a bridge for spanning the main road. More speed signs, an annual fun fair, and rugby posts at the Windmill Centre all got several mentions as again did a swimming pool. Several children mentioned better Windmill Centre security, whether this was for personal protection or property is not recorded.

Year 4 worked on overlaying ideas on a map of the parish. Development of the land north of the school and adjacent to the Banbury Road for a swimming pool and gym was a popular concept.

Year 5 also worked on a parish map and again swimming pools were to be found annotated on most copies of the map. One contributor would like to see a village pond at or near the Town Hall, little knowing that there is the remnant of one very near the Town Hall on the green.

Conclusions and Recommendations

- Whilst road safety within the vicinity of the school has recently been improved by the new pedestrian crossing at the traffic lights, concerns over traffic speeds in Earls Lane remain, and are re-inforced by similar views in the adult questionnaire. This should be looked at as mentioned in other parts of the report.
- Oxfordshire County Council should look at the creation of a pedestrian crossing outside the school gates. In the interim every effort must be made to recruit a school crossing warden.



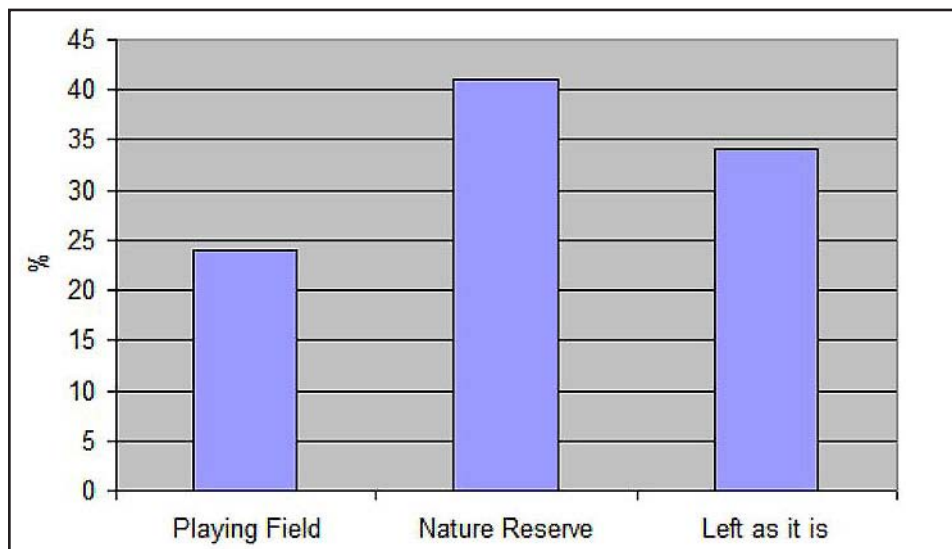
Parish Finances and Policy

The current fiscal policy of the Parish Council is to maintain a capital reserve of at least £450,000 (plus additional ring-fenced money), and to use the interest generated to maintain the provision of services within the parish. Accordingly the local precept is targeted to remain at modest levels. There was very strong support by 83% (384) of the respondents for Parish Council's fiscal policy.

Grass cutting is one of the largest areas of expenditure for the Parish Council, and grass-cutting levels have been reduced in recent years to lower costs. This policy was also strongly supported across the parish, with 72% (355) of respondents preferring the option of less grass cutting.

The war memorial is currently located in the churchyard, and a debate has arisen over whether a more central and visible location should be used for a new memorial. The opinion on moving the war memorial was almost exactly split with 49.9% (252) in favour of a move as opposed to 50.1% (253) against. Those objecting to the move generally supported the view that the wishes of the original parishioners to place it in the graveyard should be respected, and that signage to the site of the memorial should be provided.

On the question of whether money should be allocated to changing the recreational use of the Castle Grounds, opinion was unclear. 41% (207) favour the creation of a nature reserve against 34% (171) wishing to leaving it as it currently is.



The idea for an annual event drew a strong 86% (365) response in favour of a village-wide fête. Despite a few problem areas, cleanliness was considered good and the number of litter bins adequate.

Conclusions and Recommendations

- Parish Council should maintain its current fiscal policy, and should provide more frequent information on its fiscal position and use of funds.
- Parish Council should maintain its current grass cutting policy (reduced number of cuts).
- The war memorial should be left in its current location, although the parish council and Church Council should look to improve access with better paths and signage. Consideration should be given to creating a small new memorial on village green.
- The Parish Council should undertake a review of the possibilities of creating a nature reserve at the Castle Grounds, although support does not appear to be strong enough to spend any capital reserves on such a project, which would therefore require grant funding and further consultation with parishioners. A habitat survey of the Castle should be undertaken, perhaps by a local naturalist group.
- The Parish Council should continue to act as a monitor of the local footpaths, including Deddington Circular Walk, and will continue to advise Oxfordshire County Council of any problems with these routes. Local volunteers will continue to be used to walk and monitor the paths.

- When the Parish Plan is next reviewed in detail, thought should be given to looking at the environment as a separate stand alone section.
- The Parish Council should look to act as a facilitator between other parish organisations towards the creation of a parish-wide fête. This should be run through a separate volunteer committee.

Services and Communication

As regards health services, local residents appear to be very mobile as more than 80% have never had difficulty getting to the hospital (376), doctor (384), optician (370) and dentist (365). 89% (405) of respondents rated their doctor *good* or *reasonable*. More than a third said they have not used the services of the district nurse, health visitor, home help, ambulance, maternity care, medical equipment, counseling and physiotherapy services, and many others gave no response in these categories. Of those that did, satisfaction was nearly all *good/ reasonable*, except for the counseling and physiotherapy services, where more than half rated their experience *reasonable/poor*. Two wrote in they wanted a vet; and subsequent to the preparation of the plan a new veterinarian service has opened in Deddington.

As regards environmental services, *poor* was the verdict of 17% (86) of respondents on street cleaning. *Good* or *reasonable* was the verdict of 89% (442) on mains electricity, 88% (432) on refuse collection, 86% (425) on mains water, 85% (421) on sewerage, 83% (351) of those using gas supply (15% used no gas). Overall no identifiable problem areas could be ascertained.



Looking at shops and services within the parish, 98% (498) of respondents rated the shopping facilities *good/reasonable* overall. 88% (449) use local shops, and 66% (338) the post office daily or weekly. 66% (85) use the monthly Farmers' Market. 48% (264) use the pubs, 40% (203) the library and 31% (157) the Windmill Centre daily, weekly or monthly. 92% (438) use the restaurants and 71% (361) the take-aways at some time. The library is not used by 30% (154), and the Windmill Centre not used by a surprisingly high 27% (139) of respondents. Two respondents said they use the mobile library fortnightly in Clifton: four wanted a hardware shop, three a pharmacy, one more small shops, and one "a good supermarket". Lack of shops in Hempton and Clifton was noted. 81% (389) of respondents shop in Deddington to support local shops, 80% (384) for 'last minute' items, 64% (306) to save time, 48% (231) to save transport costs, 38% (181) for the social contact, 34% (164) for good value, and 6% (30) for lack of transport.

In terms of local information, 93% (470) of respondents rated the amount of local information *good/reasonable*. 98% (484) get their local information from the Deddington News, 54% by word of mouth, 30% from notice-boards, 25% from free papers, 24% from local paper, 18% from school newsletter and 18% from the Library, 14% from the Post Office, 8% from Deddington-on-line. 77% (350) said the local churches publicise their activities sufficiently.

Regarding the parish's elected representatives. 76% (356) felt that the Parish Council was fully or quite aware of local concerns, compared with 51% (237) for the District Council, 30% (141) for the County Council, and 32% (150) for the local MP. 85% (420) agreed that the Parish Council publicised its activities

very or reasonably well. A sizeable minority of respondents (150) felt there were better ways for the Parish Council to communicate with their electors, and made almost as many suggestions: e.g. 17 - better notice of meeting time; 12 - more user-friendly; 6 - publicise agenda; 5 - more accessible venue; 7 - vary venue; 15 - publicise decisions better [e.g.: e-mail minutes to subscribers]; 11 - canvas opinions; 12 - councillors to have higher visibility. In general, comments suggest that the Parish Council could canvass for views or local opinion on a wider basis. Its hoped that this parish plan has gone some way towards achieving that goal.

Conclusions and Recommendations

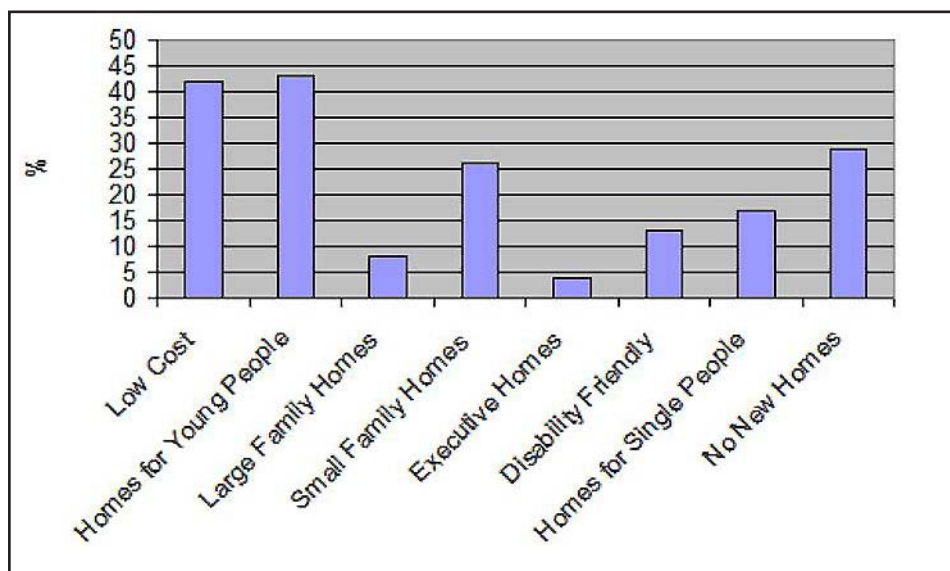
- The County Council should look to improve its counseling and physiotherapy services.
- The Windmill Centre (and the clubs and societies using it) should look at optimising the use of its facilities.
- Both the County Council and the MP should look into why only one third of parishioners believe that they aware of local concerns. Consideration should be given into holding local surgeries, or drop-in events.
- Parish Council should look into how it could better publicise its activities.



Planning

In terms of new housing development within the parish, three major developments totaling just fewer than 100 houses have been undertaken in the last ten years. This scale of development was regarded as about right by 64% (331) of respondents. 22% (111) thought that the development was too high because the type of housing was biased towards large executive homes, whilst a further 13% (65) thought that the development was too much in any circumstance. Only 13% (65) thought that too little new housing had been built during this period.

If further new housing was planned for the parish, there was a strong feeling by respondents that low cost houses along with houses for young people should predominate. There was a strong resistance to further development of large family and executive homes with only 8% (38) and 3% (17) in favour. 29% (139) of respondents thought no more development of any type should be built.



The majority of respondents indicated they were *quite satisfied* 55% (276), or *totally satisfied* 9% (48), with the way planning was implemented in the parish. From the evidence provided it would seem any development should include Section 106 housing for local families as with the Wimborne Close development.

In terms of new industrial developments within the parish, there is little support for a caravan site with 80% (398) respondents against this. 73% (365) were also either against or neutral on new light industry development, whereas small business development had 46% (229) positive support with 28% (141) against. Tourism development was even with 33% (162) in favour with 37% (185) against.

Looking at potential environmental improvements within the parish 66% (327) people supported more tree planting, 70% (346) favoured tree preservation in key locations, 58% (289) supported good hedge maintenance, and a strong 88% (436) supported the maintenance of stone walls.

At a separate meeting called by the parish council in the summer of 2006, part of the draft Local Development Framework (LDF) for Cherwell was reviewed, namely the Site Allocations Development Plan. The conclusions from this meeting are included within the recommendations below.

Conclusions and Recommendations

- *New housing.* The District Council should note that there is support across the parish for limited new housing of about 100 units over the next ten years targeted at low cost homes for young people. There is no support for further developments of large executive style housing. Some development in Deddington is almost a certainty. It is a category 1 village (in planning terms) and has more facilities than most, it not all, in the northern part of Cherwell District Council area. Its hamlets of Hempton and Clifton have few. So this development needs properly planning and, if carefully done, there should be overall benefits to the village.
- *Employment Opportunities.* The District Council should note that there is some limited support for small business development within the parish.
- *Local character.* The District Council should note that from a planning perspective there is a strong desire by local people for existing stone walls, hedgerows, and trees to be preserved from development.
- *Local Development Framework.* The District Council should note that the parish plan considers that the best sites for new development between now and 2026, are those that lie on the northwest side of the village (noted as DE7 to DE10 as per Cherwell District Council's area designations). These are adjacent to Wimborne Close, Macklay Close, and Gaveston Gardens. Parishioners will be encouraged to remain involved in other aspects of the formulation of the Draft LDF as it is progressed by the District Council.

- *Other future planning issues.* In terms of other related planning issues going forward, the following are regarded as a priority by residents:
 - Removal of some through traffic from Hempton Road, particularly goods vehicles.
 - Provision of local traffic-calming measures.
 - A new purpose-built school should be considered as part of any plan for substantial new housing, together with safer walking routes being provided for pupils.
 - Any development that frees up a site near the village centre should be considered to provide a village car park, and not just new housing. This would provide a solution to the village-centre parking problems (noted earlier in this report).
 - Improvements to the water supply and sewer system will properly be needed if any more demands on it are created.
 - Pressures on the Health Centre could occur if substantial new housing is added to its catchment area.

Other Issues

Finally, when respondents were asked “*What is most important about Deddington?*” 81% (403) said the community, 13% (65) the environment, and 2% (12) the location. This proves beyond doubt that it’s the people that live in Deddington which makes this a great place to live.



PARISH PLAN ACTION PLAN

| Project | Action | Lead |
|--------------------|---|------------------|
| Crime & Security | Consider forming Neighbourhood Action Group. | PC & Volunteers |
| | Consider forming Neighbourhood Watch Group. | PC & Volunteers |
| | Provide more activities for young people. | PC |
| Sport & Recreation | Look at encouraging start-up of new gardening club & rambling club. | Volunteers |
| | Sports / leisure clubs to improve publicity. | Respective Clubs |
| Transport | Provide flashing warning signs re speed. | PC & OCC |
| | Safety Improvements to Deddington pinch point. | OCC |
| | Parking to be prioritised as a planning issue. | CDC |
| | Improved facilities for cyclists needed. | PC & OCC |
| Youth | Provide new play & sports facilities. | PC |
| | Provide late night bus to/from Banbury. | CDC |

| | | |
|--------------------------|---|--------------------------------------|
| Education | Better provision of after-school clubs and holiday schemes. | School & PFSU |
| | Provide adult education classes. | OCC |
| Children | Provide a pedestrian crossing outside the school. | PC & OCC |
| Parish Finances & Policy | Maintain current fiscal policy. | PC |
| | Maintain current grass-cutting policy. | PC |
| | Look at improving access/signage to war memorial. | PC & Church |
| | Review the possibilities of creating a nature reserve at the Castle Grounds. | PC |
| | Create a parish-wide fête. | PC, volunteers & other organisations |
| Services | Improvements needed to counseling & physiotherapy services. | OCC |
| | Optimise usage of Windmill Centre facilities. | WMC |
| | County Councillor & MP should provide local surgeries or drop-in events. | OCC & MP |
| | Parish council should better publicise its activities. | PC |
| Planning | Only limited new housing of around 100 units should be built in the parish over the next ten years. | CDC |

Key:

PC – Parish Council

CDC – Cherwell District Council

OCC – Oxfordshire County Council

WMC – Windmill Management Committee

PFSU – Partnership Foundation Stage Unit

APPENDICES

Appendix A



Deddington Parish Plan Questionnaire

This questionnaire is specifically for any individual aged 18-years-old or over who lives within the parish of Deddington, Clifton & Hempton.

The Deddington Parish Plan and YOUR role in it:

This questionnaire forms a vital part of our community-wide consultation process. The responses from this questionnaire will help us put together a parish plan. The parish plan will be a statement on how the community sees itself developing over time. Its aim is to identify what people value, local problems and opportunities, and to help solve these issues. It will provide guidance on the needs and priorities of the parish, and will contribute to local planning issues & policy.

Filling it in:

There are spaces on the form for up to six people to complete it. If any of the questions are not relevant, or you are unable to answer them, just ignore them and move on.

Extra copies of this questionnaire:

If you need extra copies of this questionnaire, please contact Graham Pitts, parish clerk,
tel: 01869 337447, e-mail: parishcouncil@deddington.net.

Deadline:

We would like you to complete the questionnaire by **Friday 16th December 2005.**

It should be returned together with any youth questionnaire completed by your household to either:

The Parish Office, Windmill Centre
Deddington Library
St Peter & St Paul Church (questionnaire box inside main door)
Jim Flux, 14 The Daedings, Deddington
Martin Squires, Cherry Trees, High St, Deddington
Jonathan Watts, The Finches, Old Plough Walk, Hempton

SEE OVER FOR DETAILS OF THE FREE PRIZE DRAW >>>>

Confidentiality:

All of your answers will be anonymous. After all the information has been analysed, the questionnaires will be shredded and recycled.

Many thanks for your support.

Deddington Parish Plan Group

For any further information on the Parish Plan please contact:
Martin Squires, Cherry Trees, High St, Deddington, tel: 01869 338442,
e-mail: lamjsquires@aol.com.

P.S. – If you run a business in the parish and have not received our 'Business Questionnaire', and would like to complete one, please contact us for a copy.

FREE PRIZE DRAW

Those who complete a questionnaire are entitled to enter our free prize draw.

If you wish to enter simply complete the form below. Detach this front page of the questionnaire and return it together with your completed questionnaire.

On receipt these two documents will be separated immediately to ensure the confidentiality of your answers to the questionnaire. The draw for the following prizes will be made immediately after the closing date for the receipt of the questionnaires:

- **Meal for Two, plus bottle of house wine – Bengal Spice**
- **Meal for Two, plus bottle of house wine – Peppers Pizza & Pasta**
- **Meal for Two, plus bottle of house wine – The Unicorn**
- **£15 voucher – Eagles Fresh Foods**

Prize Draw Entry Coupon:

Name: Contact Phone Number:

Name: Contact Phone Number:

Name: Contact Phone Number:

Name: Contact Phone Number:

Name: Contact Phone Number:

Name: Contact Phone Number:

DEDDINGTON PARISH PLAN - HOUSEHOLD SECTION

Question : 1

How many people including children normally live in your household? Enter Number |__| |__|

Question : 2

Please enter the number of people in your household in each age group: Enter number

| | | | | |
|------------------|------------------|------------------|------------------|------------------|
| _M_ _F_ | _M_ _F_ | _M_ _F_ | _M_ _F_ | _M_ _F_ |
| 0-4 __ __ | 5-10 __ __ | 11-15 __ __ | 16-17 __ __ | 18-24 __ __ |
| 25-44 __ __ | 45-59 __ __ | 60-64 __ __ | 65-74 __ __ | 75-84 __ __ |
| 85+ __ __ | | | | |

Question : 3

Where does your household live? Tick one box only

Clifton |__| Deddington |__| Hempton |__|

Question : 4

Is this dwelling your household's main residence? Yes |__| No |__|

Question : 5

What type of dwelling is this? Tick one box only

| | | |
|----------------------|----------------------------|--------------------------|
| Detached house __ | Semi-detached house __ | Terraced house __ |
| Bungalow __ | Flat/maisonette __ | Other __ |

Question : 6

How many bedrooms does your dwelling have? Enter number. |__|

Question : 7

Enter the number of children under 16 in your household who attend the following : Enter number in the box

| | |
|---|--|
| Deddington Toddlers Group __ | Deddington pre-school __ |
| Deddington Primary School __ | Other primary school __ |
| The Warriner School __ | Other secondary school __ |
| Independent preparatory school __ | Independent secondary school __ |
| School for those with special needs __ | Other - please specify __ |

Question : 8

If any of your children under 16 are unable to take part in after school activities, please give the reasons why :
Tick more than one box if appropriate

| | |
|------------------------------------|---|
| Lack of transport home __ | Distance between home/school __ |
| Expense __ | Special needs not catered for __ |

Question : 9

How many roadworthy vehicles are kept by your household? Enter number in box

| | |
|-------------------------------------|-------------------------------------|
| Bicycles __ | Cars __ |
| Vans __ | Motor bikes __ |
| Specially adapted vehicles __ | Lorries __ |

DEDDINGTON PARISH PLAN - PERSONAL SECTION

In this section please ask those over-18 who live with you to enter their answers - the oldest first ...

Question : 10

| | | | | | | | |
|--------|--------|--------------------------|--------------------------|--------------------------|--------------------------|--------------------------|--------------------------|
| Gender | PERSON | 1 | 2 | 3 | 4 | 5 | 6 |
| | Male | <input type="checkbox"/> | <input type="checkbox"/> | <input type="checkbox"/> | <input type="checkbox"/> | <input type="checkbox"/> | <input type="checkbox"/> |
| | Female | <input type="checkbox"/> | <input type="checkbox"/> | <input type="checkbox"/> | <input type="checkbox"/> | <input type="checkbox"/> | <input type="checkbox"/> |

Question : 11

What age group do you belong to?

| | | | | | | |
|--------|--------------------------|--------------------------|--------------------------|--------------------------|--------------------------|--------------------------|
| PERSON | 1 | 2 | 3 | 4 | 5 | 6 |
| 11-15 | <input type="checkbox"/> | <input type="checkbox"/> | <input type="checkbox"/> | <input type="checkbox"/> | <input type="checkbox"/> | <input type="checkbox"/> |
| 16-17 | <input type="checkbox"/> | <input type="checkbox"/> | <input type="checkbox"/> | <input type="checkbox"/> | <input type="checkbox"/> | <input type="checkbox"/> |
| 18-24 | <input type="checkbox"/> | <input type="checkbox"/> | <input type="checkbox"/> | <input type="checkbox"/> | <input type="checkbox"/> | <input type="checkbox"/> |
| 25-44 | <input type="checkbox"/> | <input type="checkbox"/> | <input type="checkbox"/> | <input type="checkbox"/> | <input type="checkbox"/> | <input type="checkbox"/> |
| 45-59 | <input type="checkbox"/> | <input type="checkbox"/> | <input type="checkbox"/> | <input type="checkbox"/> | <input type="checkbox"/> | <input type="checkbox"/> |
| 60-64 | <input type="checkbox"/> | <input type="checkbox"/> | <input type="checkbox"/> | <input type="checkbox"/> | <input type="checkbox"/> | <input type="checkbox"/> |
| 65-74 | <input type="checkbox"/> | <input type="checkbox"/> | <input type="checkbox"/> | <input type="checkbox"/> | <input type="checkbox"/> | <input type="checkbox"/> |
| 75-84 | <input type="checkbox"/> | <input type="checkbox"/> | <input type="checkbox"/> | <input type="checkbox"/> | <input type="checkbox"/> | <input type="checkbox"/> |
| 85+ | <input type="checkbox"/> | <input type="checkbox"/> | <input type="checkbox"/> | <input type="checkbox"/> | <input type="checkbox"/> | <input type="checkbox"/> |

Question : 12

How long have you lived in the parish ? Tick one box only

| | | | | | | |
|------------------|--------------------------|--------------------------|--------------------------|--------------------------|--------------------------|--------------------------|
| PERSON | 1 | 2 | 3 | 4 | 5 | 6 |
| Less than a year | <input type="checkbox"/> | <input type="checkbox"/> | <input type="checkbox"/> | <input type="checkbox"/> | <input type="checkbox"/> | <input type="checkbox"/> |
| 1-5 years | <input type="checkbox"/> | <input type="checkbox"/> | <input type="checkbox"/> | <input type="checkbox"/> | <input type="checkbox"/> | <input type="checkbox"/> |
| 6-15 years | <input type="checkbox"/> | <input type="checkbox"/> | <input type="checkbox"/> | <input type="checkbox"/> | <input type="checkbox"/> | <input type="checkbox"/> |
| 16-25 years | <input type="checkbox"/> | <input type="checkbox"/> | <input type="checkbox"/> | <input type="checkbox"/> | <input type="checkbox"/> | <input type="checkbox"/> |
| 26-50 years | <input type="checkbox"/> | <input type="checkbox"/> | <input type="checkbox"/> | <input type="checkbox"/> | <input type="checkbox"/> | <input type="checkbox"/> |
| 51+ years | <input type="checkbox"/> | <input type="checkbox"/> | <input type="checkbox"/> | <input type="checkbox"/> | <input type="checkbox"/> | <input type="checkbox"/> |
| Whole life | <input type="checkbox"/> | <input type="checkbox"/> | <input type="checkbox"/> | <input type="checkbox"/> | <input type="checkbox"/> | <input type="checkbox"/> |

Question : 13

As many people know, the Parish Council has a large reserve of money in its Capital Reserve. Currently, this stands at some £530,000. Some part of this money is ring-fenced. For example, we received £31,000 to provide for future maintenance at Wimborn Close.

Much of the Capital Reserve is available for the council to spend. However, it is important to understand that this money can only be spent on capital projects, rather than to cover the revenue expenses of the council. The interest on the capital can be used as revenue for the council.

The current policy of the Parish Council, agreed in January 2003, was to keep a Capital Reserve of at least £450,000 (in addition to any sum which is ring-fenced) The interest from this sum is used to maintain a high level of services within the parish while maintaining the precept at a relatively modest level. In the last financial year, for example, we received some £21,000 in interest from our Capital Reserve and something less than £25,000 from the precept. (The precept is the local portion of your Council Tax bill.) For the year 2005/6 this was £30.50 for a Band D property - 59p a week. Thus to maintain the present level of services the precept would need almost to double, but only if there were no subsidy at all from interest on the Capital Reserve.

Do you wish the Council to continue with this current financial policy ?

| | | | | | | |
|--------|--------------------------|--------------------------|--------------------------|--------------------------|--------------------------|--------------------------|
| PERSON | 1 | 2 | 3 | 4 | 5 | 6 |
| Yes | <input type="checkbox"/> | <input type="checkbox"/> | <input type="checkbox"/> | <input type="checkbox"/> | <input type="checkbox"/> | <input type="checkbox"/> |
| No | <input type="checkbox"/> | <input type="checkbox"/> | <input type="checkbox"/> | <input type="checkbox"/> | <input type="checkbox"/> | <input type="checkbox"/> |

Question : 14

If you do wish the Parish Council to invest some of its Capital reserves on a capital project, please identify projects you would like to see undertaken.

Person 1 Person 2 Person 3

Person 4 Person 5 Person 6

Question : 15

The war memorial is currently sited in the church graveyard. To many people this seems out of the way. However, it was placed in its current site after World War 1 at the express wishes of the relatives of those commemorated by it. An earlier suggestion to move the memorial to a more central location in the village was voted against by the Parish Council, out of respect for those explicit wishes.

Recently, the idea of moving the memorial has again been raised and found considerable support. When the idea was first suggested, the council felt that the earlier decisions as to the location should be decisive, but the level of support for a move, including from the British Legion, means that it is important to get a feel for views about the issue from the whole parish.

In the light of this information, do you think the War Memorial should be moved from its current site in the churchyard to the Market Square?

| PERSON | 1 | 2 | 3 | 4 | 5 | 6 |
|--------|---|---|---|---|---|---|
| Yes | | | | | | |
| No | | | | | | |

Question : 16

Grass cutting levels have been reduced in the current year in order to balance the budget. Would you favour a return to previous levels of grass cutting, paid for by an increase in the Council Tax precept?

| PERSON | 1 | 2 | 3 | 4 | 5 | 6 |
|--------|---|---|---|---|---|---|
| Yes | | | | | | |
| No | | | | | | |

Question : 17

The Castle Grounds is a significant recreational area within the parish. Would you support any of the following uses, some of which might involve capital and maintenance costs to be met by the parish? Tick one option

| PERSON | 1 | 2 | 3 | 4 | 5 | 6 |
|------------------------|---|---|---|---|---|---|
| Playing field | | | | | | |
| Nature reserve | | | | | | |
| Left as it is | | | | | | |
| Other - please specify | | | | | | |

- open to all including dogs

Question : 18

Would you support any of the following new annual events in the parish?

Tick more than one box if appropriate

| PERSON | 1 | 2 | 3 | 4 | 5 | 6 |
|--------------------------|---|---|---|---|---|---|
| Fun fair | | | | | | |
| Village fete | | | | | | |
| Evening social gathering | | | | | | |

Question : 19

Are you at present?

Tick one box only

| PERSON | 1 | 2 | 3 | 4 | 5 | 6 |
|--|---|---|---|---|---|---|
| An employee | | | | | | |
| Unemployed | | | | | | |
| Self-employed - employing other people | | | | | | |
| Self employed - not employing anyone | | | | | | |
| In a government training scheme | | | | | | |
| In full-time education | | | | | | |
| Unwaged housewife/husband | | | | | | |
| Voluntary work | | | | | | |
| Retired | | | | | | |
| Permanently sick/disabled | | | | | | |

Question : 20

Where is your main place of work?

Tick one box only

| PERSON | 1 | 2 | 3 | 4 | 5 | 6 |
|--------------------------|---|---|---|---|---|---|
| Within the parish | | | | | | |
| In Banbury | | | | | | |
| Elsewhere in Oxfordshire | | | | | | |
| London | | | | | | |
| Birmingham | | | | | | |
| Other - please specify | | | | | | |

Question : 21

What is, or would be, your main means of transport to work, training or study?

Tick one box only

| PERSON | 1 | 2 | 3 | 4 | 5 | 6 |
|---------------------------|---|---|---|---|---|---|
| Car/Van | | | | | | |
| Public Bus | | | | | | |
| Taxi | | | | | | |
| Bicycle | | | | | | |
| Motor-cycle/Scooter/Moped | | | | | | |
| Train | | | | | | |
| Walking | | | | | | |
| Other | | | | | | |
| Not applicable | | | | | | |

Question : 22

Do you experience transport difficulties in getting out of the parish to other places?

Tick one box only

| PERSON | 1 | 2 | 3 | 4 | 5 | 6 |
|--------------|---|---|---|---|---|---|
| Often | | | | | | |
| Occasionally | | | | | | |
| Never | | | | | | |

Question : 23

Are you a driver who has daytime access to a vehicle?

| PERSON | 1 | 2 | 3 | 4 | 5 | 6 |
|--------|---|---|---|---|---|---|
| Yes | | | | | | |
| No | | | | | | |

Question : 24

If yes, what do you mostly use the vehicle for? Tick as appropriate

| PERSON | 1 | 2 | 3 | 4 | 5 | 6 |
|---|---|---|---|---|---|---|
| Business journeys | | | | | | |
| Transport to work | | | | | | |
| Leisure | | | | | | |
| Shopping | | | | | | |
| Transporting children to school/college | | | | | | |
| Other | | | | | | |

Question : 25

If responsible for a vehicle, where do you usually park it?

Person 1 Person 2 Person 3

Person 4 Person 5 Person 6

Question : 26

If you have a vehicle, do you have problems parking in Deddington ?

Tick one box only

| PERSON | 1 | 2 | 3 | 4 | 5 | 6 |
|--------------|---|---|---|---|---|---|
| Often | | | | | | |
| Occasionally | | | | | | |
| Never | | | | | | |

Question : 27

Is street parking a safety risk in the parish ?

Tick one box only

| PERSON | 1 | 2 | 3 | 4 | 5 | 6 |
|------------|---|---|---|---|---|---|
| Yes | | | | | | |
| No | | | | | | |
| No opinion | | | | | | |

Question : 28

Would you like to see some form of parking control introduced in Deddington ?

Tick one box only

| PERSON | 1 | 2 | 3 | 4 | 5 | 6 |
|------------|---|---|---|---|---|---|
| Yes | | | | | | |
| No | | | | | | |
| No opinion | | | | | | |

Question : 29

Would you support the closure of through traffic between Hudson Street and New Street, with the consequent re-routing of the bus service to New Street?

| PERSON | 1 | 2 | 3 | 4 | 5 | 6 |
|--------|---|---|---|---|---|---|
| Yes | | | | | | |
| No | | | | | | |

Question : 30

Would you support the closure of St Thomas's Street at New Street?

| PERSON | 1 | 2 | 3 | 4 | 5 | 6 |
|--------|---|---|---|---|---|---|
| Yes | | | | | | |
| No | | | | | | |

Question : 31

Can you suggest any other way in which traffic in Deddington can be better managed?

Person 1

Person 2

Person 3

Person 4

Person 5

Person 6

Question : 32

Would you support action to improve road safety in the following danger-spots?

Tick more than one box if appropriate

| PERSON | 1 | 2 | 3 | 4 | 5 | 6 |
|-------------------------------------|---|---|---|---|---|---|
| Clifton | | | | | | |
| Hempton - pinch point | | | | | | |
| Deddington - traffic lights | | | | | | |
| Deddington - pinch points | | | | | | |
| Deddington - Hempton Road | | | | | | |
| Deddington - Clifton Road | | | | | | |
| Deddington - Earls Lane | | | | | | |
| Deddington - New Street/High Street | | | | | | |
| Other - please specify | | | | | | |

Question : 33

Would you support the following speed control measures in the parish?

Tick more than one box if appropriate

| PERSON | 1 | 2 | 3 | 4 | 5 | 6 |
|-------------------------------------|---|---|---|---|---|---|
| Extension of the speed limit area | | | | | | |
| Introduce a lower speed limit | | | | | | |
| Traffic calming | | | | | | |
| Speed camera operated by the parish | | | | | | |
| Flashing warning signs | | | | | | |
| More road warning signs | | | | | | |
| None of the above | | | | | | |

Question : 34

How often do you use the following services?

Enter code: 1 for daily; 2 for weekly; 3 for monthly; 4 for sometimes; 5 for never

| PERSON | 1 | 2 | 3 | 4 | 5 | 6 |
|----------------|---|---|---|---|---|---|
| Bus | | | | | | |
| Train | | | | | | |
| Coach | | | | | | |
| Feeder minibus | | | | | | |
| None | | | | | | |

Question : 35

If you use the bus, what do you use it for and how often?

Enter code: 1 for often; 2 for occasionally; 3 for never

| | | | | | | |
|-------------------|---|---|---|---|---|---|
| PERSON | 1 | 2 | 3 | 4 | 5 | 6 |
| Work | | | | | | |
| Shopping | | | | | | |
| Medical Visits | | | | | | |
| Social or Leisure | | | | | | |
| Other | | | | | | |

Question : 36

How do you rate the bus service for?

Enter code: 1 for good; 2 for reasonable; 3 for poor; 4 for no opinion

| | | | | | | |
|------------------------------------|---|---|---|---|---|---|
| PERSON | 1 | 2 | 3 | 4 | 5 | 6 |
| Route | | | | | | |
| Timetable | | | | | | |
| Reliability | | | | | | |
| Cost | | | | | | |
| Access for those with disabilities | | | | | | |

Question : 37

Is the standard of street lighting in the parish ?

| | | | | | | |
|------------|---|---|---|---|---|---|
| PERSON | 1 | 2 | 3 | 4 | 5 | 6 |
| Good | | | | | | |
| Reasonable | | | | | | |
| Poor | | | | | | |
| No Opinion | | | | | | |

Question : 38

Are facilities for cyclists in the parish ?

| | | | | | | |
|------------|---|---|---|---|---|---|
| PERSON | 1 | 2 | 3 | 4 | 5 | 6 |
| Good | | | | | | |
| Reasonable | | | | | | |
| Poor | | | | | | |
| No Opinion | | | | | | |

Question : 39

Are facilities for pedestrians in the parish ?

| | | | | | | |
|------------|---|---|---|---|---|---|
| PERSON | 1 | 2 | 3 | 4 | 5 | 6 |
| Good | | | | | | |
| Reasonable | | | | | | |
| Poor | | | | | | |
| No Opinion | | | | | | |

Question : 40

How user-friendly are the pavements in the parish to people with disabilities, pushchairs or wheelchairs?

| | | | | | | |
|------------|---|---|---|---|---|---|
| PERSON | 1 | 2 | 3 | 4 | 5 | 6 |
| Good | | | | | | |
| Reasonable | | | | | | |
| Poor | | | | | | |
| No Opinion | | | | | | |

Question : 41

What do you think of the state of the following?

Enter code: 1 for good; 2 for reasonable; 3 for poor; 4 for no opinion

| PERSON | 1 | 2 | 3 | 4 | 5 | 6 |
|-----------|---|---|---|---|---|---|
| Roads | | | | | | |
| Pavements | | | | | | |
| Verges | | | | | | |

Question : 42

Should the following be encouraged in and around Deddington?

Enter code: 1 - strongly in favour; 2 - in favour; 3 - no strong opinion; 4 - have reservations; 5 - definitely not

| PERSON | 1 | 2 | 3 | 4 | 5 | 6 |
|----------------------------------|---|---|---|---|---|---|
| Tourism development/attractions | | | | | | |
| Small business development | | | | | | |
| Small scale industrial workshops | | | | | | |
| Camping/caravan site | | | | | | |

Question : 43

What do you think about the number of houses that have been built in the parish over the last 10 years? (Major developments over the last 10 years have been Gaveston Gardens, Wimborne Close and Hudson Court.)

Tick more than one box if appropriate

| PERSON | 1 | 2 | 3 | 4 | 5 | 6 |
|----------------------|---|---|---|---|---|---|
| About right | | | | | | |
| Too much new housing | | | | | | |
| Too little housing | | | | | | |
| Too expensive | | | | | | |
| Too big | | | | | | |
| Too small | | | | | | |
| No opinion | | | | | | |

Question : 44

Do you think the parish can accommodate more new housing?

| PERSON | 1 | 2 | 3 | 4 | 5 | 6 |
|------------|---|---|---|---|---|---|
| Yes | | | | | | |
| No | | | | | | |
| Some | | | | | | |
| Don't know | | | | | | |

Question : 45

What kind of accommodation do you think the parish most needs?

Tick more than one box if appropriate

| PERSON | 1 | 2 | 3 | 4 | 5 | 6 |
|------------------------------------|---|---|---|---|---|---|
| Low-cost homes | | | | | | |
| Homes for young people | | | | | | |
| Large family homes | | | | | | |
| Small family homes | | | | | | |
| Executive homes | | | | | | |
| Homes for people with disabilities | | | | | | |
| Homes for single people | | | | | | |
| No further homes are needed | | | | | | |
| Other | | | | | | |

Question : 46

At present, the planning system is controlled by Cherwell District Council. There are plans to centralize this to larger regional authorities. What is your opinion of the way the planning system is currently implemented in the parish?

| | |
|--------------------|-------------------------|
| PERSON | _1_ _2_ _3_ _4_ _5_ _6_ |
| Totally satisfied | _ _ _ _ _ _ _ |
| Quite satisfied | _ _ _ _ _ _ _ |
| Quite dissatisfied | _ _ _ _ _ _ _ |
| Very dissatisfied | _ _ _ _ _ _ _ |
| No opinion | _ _ _ _ _ _ _ |

Question : 47

What do you think could be done to improve the environment of the parish?

Enter code: 1 for very important; 2 for worth doing; 3 for not necessary; 4 for don't know

| | |
|---|-------------------------|
| PERSON | _1_ _2_ _3_ _4_ _5_ _6_ |
| Plant more trees | _ _ _ _ _ _ _ |
| Cut down some trees | _ _ _ _ _ _ _ |
| Preserve single trees in special places | _ _ _ _ _ _ _ |
| Keep hedges short and tidy | _ _ _ _ _ _ _ |
| Let hedges grow naturally | _ _ _ _ _ _ _ |
| Preserve stone walls | _ _ _ _ _ _ _ |
| Don't know | _ _ _ _ _ _ _ |

Question : 48

Please identify any places where litter is a problem in the parish

Person 1 Person 2 Person 3

Person 4 Person 5 Person 6

Question : 49

Is the number and location of litter bins in the parish?

| | |
|------------|-------------------------|
| PERSON | _1_ _2_ _3_ _4_ _5_ _6_ |
| Good | _ _ _ _ _ _ _ |
| Reasonable | _ _ _ _ _ _ _ |
| Poor | _ _ _ _ _ _ _ |
| No Opinion | _ _ _ _ _ _ _ |

Question : 50

How important is Deddington school to the local community?

| | |
|--------------------|-------------------------|
| PERSON | _1_ _2_ _3_ _4_ _5_ _6_ |
| Very important | _ _ _ _ _ _ _ |
| Important | _ _ _ _ _ _ _ |
| Not very important | _ _ _ _ _ _ _ |
| No opinion | _ _ _ _ _ _ _ |

Question : 51

In relation to educational facilities, does the parish need any of the following?

Tick more than one box if appropriate

| PERSON | 1 | 2 | 3 | 4 | 5 | 6 |
|---------------------------------|---|---|---|---|---|---|
| Nursery School | | | | | | |
| More registered childminders | | | | | | |
| After school clubs | | | | | | |
| Holiday play scheme | | | | | | |
| Adult education evening classes | | | | | | |
| Other - please specify | | | | | | |

Question : 52

Do you have any difficulty in getting to the following?

Enter code: 1 for often; 2 for occasionally; 3 for never.

| PERSON | 1 | 2 | 3 | 4 | 5 | 6 |
|---|---|---|---|---|---|---|
| Hospital | | | | | | |
| Doctor | | | | | | |
| Optician | | | | | | |
| Dentist | | | | | | |
| Other medical facility - please specify | | | | | | |

Question : 53

If you have used any of the following services which cover the parish during the last year, how do you rate the service?

Enter code: 1 for good; 2 for reasonable; 3 for poor; 4 for no opinion; 5 for not used the service

| PERSON | 1 | 2 | 3 | 4 | 5 | 6 |
|---------------------------|---|---|---|---|---|---|
| Doctor | | | | | | |
| District Nurse | | | | | | |
| Health visitor | | | | | | |
| Home help | | | | | | |
| Ambulance | | | | | | |
| Maternity care | | | | | | |
| Loan of medical equipment | | | | | | |
| Counselling services | | | | | | |
| Physiotherapy services | | | | | | |

Question : 54

Would you like to join the Neighbourhood Watch Scheme?

| PERSON | 1 | 2 | 3 | 4 | 5 | 6 |
|------------|---|---|---|---|---|---|
| Yes | | | | | | |
| No | | | | | | |
| No opinion | | | | | | |

Question : 55

Are there any areas in the parish in which you feel unsafe?

| PERSON | 1 | 2 | 3 | 4 | 5 | 6 |
|------------|---|---|---|---|---|---|
| Yes | | | | | | |
| No | | | | | | |
| No opinion | | | | | | |

If yes, please say where

Question : 56

Do you think that any of the following measures are needed?

Tick more than one box if appropriate

| | | | | | | |
|---|---|---|---|---|---|---|
| PERSON | 1 | 2 | 3 | 4 | 5 | 6 |
| A more obvious police presence | | | | | | |
| Better consultation between police and local people | | | | | | |
| Improved street lighting | | | | | | |
| More drug/drunk education/prevention | | | | | | |
| More activities for young people | | | | | | |
| CCTV - Windmill | | | | | | |
| CCTV - Market Place | | | | | | |
| Other - please specify | | | | | | |

Question : 57

What are your views on the standard of the following environmental services in the parish?

Enter code: 1 for good; 2 for reasonable; 3 for poor; 4 for no opinion; 5 for not applicable

| | | | | | | |
|---|---|---|---|---|---|---|
| PERSON | 1 | 2 | 3 | 4 | 5 | 6 |
| Mains water supply | | | | | | |
| Sewerage | | | | | | |
| Mains gas supply | | | | | | |
| Mains electricity supply | | | | | | |
| Refuse collection | | | | | | |
| Roadside care/street cleaning | | | | | | |
| Winter weather service (snow clearance) | | | | | | |

Question : 58

How often do you use the following shops and services?

Enter code: 1 for daily; 2 for weekly; 3 for monthly; 4 for less frequently; 5 for never

| | | | | | | |
|------------------|---|---|---|---|---|---|
| PERSON | 1 | 2 | 3 | 4 | 5 | 6 |
| Local shop | | | | | | |
| Library | | | | | | |
| Post Office | | | | | | |
| Windmill Centre | | | | | | |
| Pubs | | | | | | |
| British Legion | | | | | | |
| Restaurants | | | | | | |
| Take-aways | | | | | | |
| Farmers' Market | | | | | | |
| Local businesses | | | | | | |

Question : 59

What are your views on the range of shopping facilities in the area?

Tick one box only

| | | | | | | |
|------------|---|---|---|---|---|---|
| PERSON | 1 | 2 | 3 | 4 | 5 | 6 |
| Good | | | | | | |
| Reasonable | | | | | | |
| Poor | | | | | | |
| No opinion | | | | | | |

Question : 60

If you usually shop in Deddington is it because?

Tick more than one box if appropriate

PERSON

The local shops give good value

You like to support local shops

You like the social contact

It saves time

It saves transport costs

You don't have transport to go elsewhere

You need 'last minute' items

Other

| 1 | 2 | 3 | 4 | 5 | 6 |
|---|---|---|---|---|---|
| | | | | | |
| | | | | | |
| | | | | | |
| | | | | | |
| | | | | | |
| | | | | | |
| | | | | | |

Question : 61

What do you think of the following sports facilities?

Enter code: 1 for good; 2 for reasonable; 3 for poor; 4 for no opinion

PERSON

Football

Cricket

Tennis

Bowls

Badminton

Other - please specify

| 1 | 2 | 3 | 4 | 5 | 6 |
|---|---|---|---|---|---|
| | | | | | |
| | | | | | |
| | | | | | |
| | | | | | |
| | | | | | |
| | | | | | |
| | | | | | |

Question : 62

If you do not take part in any of the sports activities, is it because?

Tick more than one box if appropriate

PERSON

Do not want to

Unsuitable opening hours

Access problems (physical)

No transport

Too expensive

Poor publicity

| 1 | 2 | 3 | 4 | 5 | 6 |
|---|---|---|---|---|---|
| | | | | | |
| | | | | | |
| | | | | | |
| | | | | | |
| | | | | | |
| | | | | | |
| | | | | | |

Question : 63

Are the facilities provided in the children's playground?

Tick one box only

PERSON

Good

Reasonable

Poor

No opinion

| 1 | 2 | 3 | 4 | 5 | 6 |
|---|---|---|---|---|---|
| | | | | | |
| | | | | | |
| | | | | | |
| | | | | | |

Question : 64

Which new clubs/activities would you attend in the parish if they were available?

Tick more than one box if appropriate

PERSON

Senior Citizens Group

Gardening Club

Rambling Club

Music Society

Band

Creative arts for children

University of the Third Age

Other - please specify

| 1 | 2 | 3 | 4 | 5 | 6 |
|---|---|---|---|---|---|
| | | | | | |
| | | | | | |
| | | | | | |
| | | | | | |
| | | | | | |
| | | | | | |
| | | | | | |

Question : 65

If you do not take part in any leisure activities, is it because?

Tick more than one box if appropriate

| PERSON | 1 | 2 | 3 | 4 | 5 | 6 |
|----------------------------|---|---|---|---|---|---|
| Do not want to | | | | | | |
| Unsuitable opening hours | | | | | | |
| Access problems (physical) | | | | | | |
| No transport | | | | | | |
| Too expensive | | | | | | |
| Poor publicity | | | | | | |

Question : 66

How would you rate the following youth facilities in the parish?

Enter code: 1 for good; 2 for reasonable; 3 for poor; 4 for no opinion

| PERSON | 1 | 2 | 3 | 4 | 5 | 6 |
|---------------|---|---|---|---|---|---|
| Scouts | | | | | | |
| Guides | | | | | | |
| Youth Club | | | | | | |
| Boys' Brigade | | | | | | |
| Other | | | | | | |

Question : 67

Where do you usually get information about events taking place in the parish?

Tick more than one box if appropriate

| PERSON | 1 | 2 | 3 | 4 | 5 | 6 |
|------------------------|---|---|---|---|---|---|
| Notice Board | | | | | | |
| Free paper | | | | | | |
| Local paper | | | | | | |
| Post Office | | | | | | |
| Library | | | | | | |
| Beddington News | | | | | | |
| Beddington on-line | | | | | | |
| School newsletter | | | | | | |
| Word of mouth | | | | | | |
| Other - please specify | | | | | | |

Question : 68

Do you think the amount of information available about what's going on in the parish is?

| PERSON | 1 | 2 | 3 | 4 | 5 | 6 |
|------------|---|---|---|---|---|---|
| Good | | | | | | |
| Reasonable | | | | | | |
| Poor | | | | | | |
| No opinion | | | | | | |

Question : 69

Do you feel your elected representatives in local government are sufficiently aware of local concerns and feelings?

Enter code: 1 for fully aware; 2 for quite aware; 3 for not aware; 4 for no opinion

| PERSON | 1 | 2 | 3 | 4 | 5 | 6 |
|------------------|---|---|---|---|---|---|
| Parish Council | | | | | | |
| District Council | | | | | | |
| County Council | | | | | | |
| Local MP | | | | | | |

Question : 70

How well does the local Parish Council publicise its decisions and activities?

| | | | | | | |
|-----------------|---|---|---|---|---|---|
| PERSON | 1 | 2 | 3 | 4 | 5 | 6 |
| Very well | | | | | | |
| Reasonably well | | | | | | |
| Badly | | | | | | |
| No opinion | | | | | | |

Question : 71

Attendance at the Annual Parish Meeting has been low in recent years.

Is there a way for the Parish Council to improve two-way communication with the electors of the Parish?

| | | | | | | |
|--------|---|---|---|---|---|---|
| PERSON | 1 | 2 | 3 | 4 | 5 | 6 |
| Yes | | | | | | |
| No | | | | | | |

If yes, please specify

Question : 72

Do the local places of worship publicise their activities sufficiently?

Tick one box only

| | | | | | | |
|------------|---|---|---|---|---|---|
| PERSON | 1 | 2 | 3 | 4 | 5 | 6 |
| Yes | | | | | | |
| No | | | | | | |
| No opinion | | | | | | |

Question : 73

What is most important to you about the parish ?

Tick more than one box as appropriate

| | | | | | | |
|-----------------|---|---|---|---|---|---|
| PERSON | 1 | 2 | 3 | 4 | 5 | 6 |
| The community | | | | | | |
| The environment | | | | | | |
| The situation | | | | | | |
| Other | | | | | | |
| Not sure | | | | | | |

Question : 74

Are there any other aspects of living in the parish about which you wish to comment?

Person 1

Person 2

Person 3

Person 4

Person 5

Person 6



Deddington Parish Plan Youth Questionnaire

This questionnaire is specifically for individual young people in your household who are aged between 11 and 18 years old. It asks additional questions that are more relevant to young people.

The Deddington Parish Plan and YOUR role in it:

This questionnaire forms a vital part of our community-wide consultation process. The responses from this questionnaire will help us put together a parish plan. The parish plan will be a statement on how the community sees itself developing over time. Its aim is to identify what people value, local problems and opportunities, and to help solve these issues. It will provide guidance on the needs and priorities of the parish, and will contribute to local planning issues & policy.

Filling it in:

There are spaces on the form for up to four young people to complete it. If any of the questions are not relevant, or you are unable to answer them, just ignore them and move on.

Extra copies of this questionnaire:

If you need extra copies of this questionnaire, please contact Graham Pitts (parish clerk), tel: 01869 337447, e-mail: parishcouncil@deddington.net.

Deadline:

We would like you to complete the questionnaire by Friday 16th December 2005. It should be returned together with your parents' questionnaire to either:

The Parish Office, Windmill Centre
Deddington Library
St Peter & St Paul Church (questionnaire box inside main door)
Jim Flux, 14 The Daedings, Deddington
Martin Squires, Cherry Trees, High St, Deddington
Jonathan Watts, The Finches, Old Plough Walk, Hempton

Confidentiality:

All of your answers will be anonymous. After all the information has been analysed, the questionnaires will be shredded and recycled.

Many thanks for your support.

Deddington Parish Plan Group

For any further information on the parish plan please contact:
Martin Squires, Cherry Trees, High St, Deddington, tel: 01869 338442,
e-mail: lamjsquires@aol.com

FREE PRIZE DRAW

Those who complete a questionnaire are entitled to enter our free prize draw.

If you wish to enter simply complete the form below. Detach this front page of the questionnaire and return it together with your completed questionnaire.

On receipt these two documents will be separated immediately to ensure the confidentiality of your answers to the questionnaire. The draw for the following prizes will be made immediately after the closing date for the receipt of the questionnaires:

- Meal for Two, plus bottle of house wine — Bengal Spice
- Meal for Two, plus bottle of house wine — Peppers Pizza & Pasta
- Meal for Two, plus bottle of house wine — The Unicorn
- £15 voucher — Eagles Fresh Foods

| Prize Draw Entry Coupon: | |
|--------------------------|-----------------------|
| Name: | Contact Phone Number: |
| Name: | Contact Phone Number: |
| Name: | Contact Phone Number: |
| Name: | Contact Phone Number: |

1. Which youth activities and facilities do you regularly use in the parish?
Please rank these in their order of importance:

Rank (1=Most Important, 18= Least Important)

| | Person 1 | Person 2 | Person 3 | Person 4 |
|-------------------------------------|---------------------|---------------------|---------------------|---------------------|
| Badminton | | | | |
| BMX Track | | | | |
| Bowls | | | | |
| Boys Brigade/Anchor Boys | | | | |
| Brownies/Guides | | | | |
| Castle Grounds | | | | |
| Clifton Playground | | | | |
| Cricket | | | | |
| Cubs/Scouts | | | | |
| Deddington Colts | | | | |
| Deddington Town Football | | | | |
| Deddington Players | | | | |
| Church Activities | | | | |
| Social (British Legion) Club | | | | |
| Tennis | | | | |
| Wimborn Close Playground | | | | |
| Windmill Centre Playground (junior) | | | | |
| Youth Club | | | | |

Other (please specify)

2. What new youth activities and facilities would you really like to see in this parish?

| | |
|-----------------|--|
| Person 1 | |
| Person 2 | |
| Person 3 | |
| Person 4 | |

3.What do you think of the following parish facilities?

Score 1 to 5 (1= Very Good, 5= Very Bad)

| | Person 1 | Person 2 | Person 3 | Person 4 |
|--------------------------|-------------|-------------|-------------|-------------|
| Library | | | | |
| Play Grounds | | | | |
| Sports Fields | | | | |
| Windmill Centre Building | | | | |

4.Which of these facilities would you most like to see improved?

Tick one

| | Person 1 | Person 2 | Person 3 | Person 4 |
|--------------------------|-------------|-------------|-------------|-------------|
| Library | | | | |
| Play Grounds | | | | |
| Sports Fields | | | | |
| Windmill Centre Building | | | | |

5.What improvements in these facilities would you like to see?

| | |
|----------|--|
| Person 1 | |
| Person 2 | |
| Person 3 | |
| Person 4 | |

6.Do you think there is enough for young people to do in the parish?

Tick one

| | Person 1 | Person 2 | Person 3 | Person 4 |
|-----|-------------|-------------|-------------|-------------|
| Yes | | | | |
| No | | | | |

7.Do you have problems getting transport/lifts to go places?

Tick one

| | Person 1 | Person 2 | Person 3 | Person 4 |
|-----|-------------|-------------|-------------|-------------|
| Yes | | | | |
| No | | | | |

8. Have you used public transport (bus) in the parish in the last month?

Tick one

| | <i>Person 1</i> | <i>Person 2</i> | <i>Person 3</i> | <i>Person 4</i> |
|-----|---------------------|---------------------|---------------------|---------------------|
| Yes | | | | |
| No | | | | |

9. What stops you using public transport more?

Tick one

| | <i>Person 1</i> | <i>Person 2</i> | <i>Person 3</i> | <i>Person 4</i> |
|------------------------------|---------------------|---------------------|---------------------|---------------------|
| Cost | | | | |
| Destination | | | | |
| Frequency / Lack of Services | | | | |
| Time Taken | | | | |

Other (please specify)

10. What improvements would you like to see to public transport in the parish?

| | |
|-----------------|--|
| <i>Person 1</i> | |
| <i>Person 2</i> | |
| <i>Person 3</i> | |
| <i>Person 4</i> | |

11. Do you feel safe on the roads and footpaths in the parish?

Tick one

| | <i>Person 1</i> | <i>Person 2</i> | <i>Person 3</i> | <i>Person 4</i> |
|-----|---------------------|---------------------|---------------------|---------------------|
| Yes | | | | |
| No | | | | |

12. Where would you like to see footpath or road improvements?

| | |
|-----------------|--|
| Person 1 | |
| Person 2 | |
| Person 3 | |
| Person 4 | |

13. Excluding traffic issues, which (if any) areas of the parish do you feel unsafe in and why?

| | Area | Reason |
|-----------------|------|--------|
| Person 1 | | |
| Person 2 | | |
| Person 3 | | |
| Person 4 | | |

14. Do you think that vandalism is a problem in the parish?

Tick one

| | Person 1 | Person 2 | Person 3 | Person 4 |
|-----|-----------------|-----------------|-----------------|-----------------|
| Yes | | | | |
| No | | | | |

15. Do you think that litter is a problem in the parish?

Tick one

| | Person 1 | Person 2 | Person 3 | Person 4 |
|-----|-----------------|-----------------|-----------------|-----------------|
| Yes | | | | |
| No | | | | |

16.How could these vandalism/litter problems be solved?

| | |
|-----------------|--|
| Person 1 | |
| Person 2 | |
| Person 3 | |
| Person 4 | |

17.Which school do you attend?

Tick one

Deddington Primary
Warriner
Sixth Form/College

| Person 1 | Person 2 | Person 3 | Person 4 |
|---------------------|---------------------|---------------------|---------------------|
| | | | |
| | | | |
| | | | |

Other (please specify)

18.Do you think your school is:

Tick one

Very Good
Good
Average
Bad
Very Bad

| Person 1 | Person 2 | Person 3 | Person 4 |
|---------------------|---------------------|---------------------|---------------------|
| | | | |
| | | | |
| | | | |
| | | | |
| | | | |

19.How do you normally get to school/college?

Tick one

Bus
Car
Cycle
Walk

| Person 1 | Person 2 | Person 3 | Person 4 |
|---------------------|---------------------|---------------------|---------------------|
| | | | |
| | | | |
| | | | |
| | | | |

20.If you travel to school/college by bus or car is this because of:

Tick one

| | <i>Person 1</i> | <i>Person 2</i> | <i>Person 3</i> | <i>Person 4</i> |
|----------------|---------------------|---------------------|---------------------|---------------------|
| Distance | | | | |
| Safety | | | | |
| Time (Quicker) | | | | |

Other (please specify)

21.Do you have access to a computer at home?

Tick one

| | <i>Person 1</i> | <i>Person 2</i> | <i>Person 3</i> | <i>Person 4</i> |
|-----|---------------------|---------------------|---------------------|---------------------|
| Yes | | | | |
| No | | | | |

22.Would you like more access to computers in the parish?

Tick one

| | <i>Person 1</i> | <i>Person 2</i> | <i>Person 3</i> | <i>Person 4</i> |
|-----|---------------------|---------------------|---------------------|---------------------|
| Yes | | | | |
| No | | | | |

23.What advantages and disadvantages are there for a person of your age living here?

| | Advantages | Disadvantages |
|-----------------|------------|---------------|
| <i>Person 1</i> | | |
| <i>Person 2</i> | | |
| <i>Person 3</i> | | |
| <i>Person 4</i> | | |

24. Do you think young people's views are considered in the parish?

Tick one

| | Person 1 | Person 2 | Person 3 | Person 4 |
|-----|---------------------|---------------------|---------------------|---------------------|
| Yes | | | | |
| No | | | | |

25. Do you think some form of young people's council/forum should be set up to raise issues of concern with the parish council?

Tick one

| | Person 1 | Person 2 | Person 3 | Person 4 |
|-----|---------------------|---------------------|---------------------|---------------------|
| Yes | | | | |
| No | | | | |

26. How do you find out what is happening in the parish?

Rank (1=Most Important, 4= Least Important)

| | Person 1 | Person 2 | Person 3 | Person 4 |
|-----------------------|---------------------|---------------------|---------------------|---------------------|
| Deddington News | | | | |
| Deddington On-Line | | | | |
| Friends | | | | |
| Notice boards/posters | | | | |
| Parents | | | | |

Other (please specify)

27. Do you think some form of young people's newsletter/web forum should be set up to highlight what's going on in the parish for young people?

Tick one

| | Person 1 | Person 2 | Person 3 | Person 4 |
|-----|---------------------|---------------------|---------------------|---------------------|
| Yes | | | | |
| No | | | | |

28. Are you:

Tick one

| | Person 1 | Person 2 | Person 3 | Person 4 |
|--------|---------------------|---------------------|---------------------|---------------------|
| Male | | | | |
| Female | | | | |

29.Are you:

Tick one

| | <i>Person 1</i> | <i>Person 2</i> | <i>Person 3</i> | <i>Person 4</i> |
|------------|---------------------|---------------------|---------------------|---------------------|
| At school | | | | |
| At college | | | | |
| Employed | | | | |
| Unemployed | | | | |

30.How old are you?

Tick one

| | <i>Person 1</i> | <i>Person 2</i> | <i>Person 3</i> | <i>Person 4</i> |
|---------------|---------------------|---------------------|---------------------|---------------------|
| 11 — 15 years | | | | |
| 16 — 18 years | | | | |

31.How long have you lived in this area:

Tick one

| | <i>Person 1</i> | <i>Person 2</i> | <i>Person 3</i> | <i>Person 4</i> |
|--------------------|---------------------|---------------------|---------------------|---------------------|
| All my life | | | | |
| Less than one year | | | | |
| 1 - 5 years | | | | |
| 5 - 10 years | | | | |
| Over 10 years | | | | |

32.Which village do you live in?

Tick one

| | <i>Person 1</i> | <i>Person 2</i> | <i>Person 3</i> | <i>Person 4</i> |
|------------|---------------------|---------------------|---------------------|---------------------|
| Clifton | | | | |
| Deddington | | | | |
| Hempton | | | | |

33.When you reach the time to buy or rent your own home would you like to stay in the parish?

Tick one

| | <i>Person 1</i> | <i>Person 2</i> | <i>Person 3</i> | <i>Person 4</i> |
|------------|---------------------|---------------------|---------------------|---------------------|
| Yes | | | | |
| No | | | | |
| Don t Know | | | | |

Thank you for completing this questionnaire. You are the future of this parish and we value your opinions.

